

COVID-19 Vaccine Massacre: 68,000% Increase in Strokes, 44,000% Increase in Heart Disease, 6,800% Increase in Deaths Over Non-COVID Vaccines

Comparison of Vaccine Deaths & Injuries COVID Vaccines vs. Non-COVID Vaccines

15 Months COVID Vaccines	30 Years Non-COVID Vaccines
Deaths: 26,059	Deaths: 9,066
Permanent Disabilities: 48,342	Permanent Disabilities: 20,096
Hospitalized: 143,198	Hospitalized: 76,992
Life Threatening: 29,443	Life Threatening: 13,752
Strokes: 2,992	Strokes: 104
Heart Inflammation: 21,340 (carditis)	Heart Inflammation: 1,162 (carditis)

Source: VAERS - Updated 3/18/2022

Pdf by:
<https://www.pro-memoria.info>

by **Brian Shilhavy**
Editor, Health Impact News

The corporate media is now controlled by the interests of Big Pharma which has spent over \$1 BILLION in promoting COVID-19 vaccines. See:

[Local, National Media Paid \\$MILLIONS To Push COVID-19 Vaccines](#)

Even last night's Oscar's show was sponsored by Pfizer and BioNTech.



[Image source.](#)

So when this corporate media now switches their focus to trying to convince the American public that Russia and Putin are a threat to our national security, that's an indication to look around and see what they are trying to cover up and hide.

And one does not have to look very far to see the damaging effects of their COVID-19 vaccines. The government's own database of *Vaccine Adverse Events Reporting System (VAERS)* through March 18, 2022 shows that there are unprecedented increases in recorded deaths and injuries following COVID-19 vaccines for the past 15 months since they were issued emergency use authorizations (EUAs), as compared to recorded deaths and injuries reported following all FDA-approved vaccines for the previous 30 years.

These government statistics show there is no greater danger to the lives of Americans today than our own government which is sitting on data that show the following increases of reports in VAERS following COVID-19 vaccines:

- 68,000% increase in strokes
- 44,000% increase in heart disease
- 6,800% increase in deaths
- 5,700% increase in permanent disabilities
- 5,000% increase in life threatening injuries
- 4,400% increase in hospitalizations

This is mass murder and genocide.

If the corporate media switched from covering the war in Ukraine and published this data directly from the government's own database, there would be riots all across the U.S. right now, if not a Civil War.

But the largely brain-dead American consumer is content to watch their corporate news and blame all the world's problems on Russia right now instead, as we face huge labor shortages and supply chain bottlenecks due to all these deaths and injuries from the COVID-19 vaccines that will now be blamed on Russia.




A false flag attack on American soil that will be blamed on Russia seems imminent now.

Here is a summary of the raw data in VAERS for the past 15 months following COVID-19 vaccines. ([Source.](#))

From the 3/18/2022 release of VAERS data:

Found 1,195,936 cases where Vaccine targets COVID-19 (COVID19)

Table

 Event Outcome	 Count	 Percent
Death	26,059	2.18%
Permanent Disability	48,342	4.04%
Office Visit	183,633	15.35%
Emergency Room	108	0.01%
Emergency Doctor/Room	124,670	10.42%
Hospitalized	143,198	11.97%
Hospitalized, Prolonged	356	0.03%
Recovered	330,723	27.65%
Birth Defect	1,004	0.08%
Life Threatening	29,443	2.46%
Not Serious	532,711	44.54%
TOTAL	† 1,420,247	† 118.76%

† Because some cases have multiple vaccinations and symptoms, a single case can account for multiple entries in this table. This is the reason why the Total Count is greater than 1195936 (the number of cases found), and the Total Percentage is greater than 100.

Here is the same raw data in VAERS following all non-COVID vaccines for the previous 30 years. ([Source.](#))

From the 3/18/2022 release of VAERS data:

Found 830,210 cases for ALL vaccines prior to 11/30/2020

Table

↓	↑ ↓	
Event Outcome	Count	Percent
Death	9,066	1.09%
Permanent Disability	20,096	2.42%
Office Visit	42,433	5.11%
Emergency Room	194,438	23.42%
Emergency Doctor/Room	14,764	1.78%
Hospitalized	76,992	9.27%
Hospitalized, Prolonged	3,271	0.39%
Recovered	345,444	41.61%
Birth Defect	166	0.02%
Life Threatening	13,752	1.66%
Not Serious	309,464	37.28%
TOTAL	† 1,029,886	† 124.05%

† Because some cases have multiple vaccinations and symptoms, a single case can account for multiple entries in this table. This is the reason why the Total Count is greater than 830210 (the number of cases found), and the Total Percentage is greater than 100.

The majority of cases now found in the 31+ year history of VAERS are from after 12/1/2020 when the FDA granted emergency use authorization for the COVID-19 vaccines.

To check our math on the percentage increase, take the numbers from the non-COVID vaccines and divide by 360 months for the previous 30 years to get the monthly average, and then take the numbers from the COVID-19 vaccines and divide by the 15 months since they were approved in December of 2020.

The number of strokes following COVID-19 vaccines is [found here](#), and

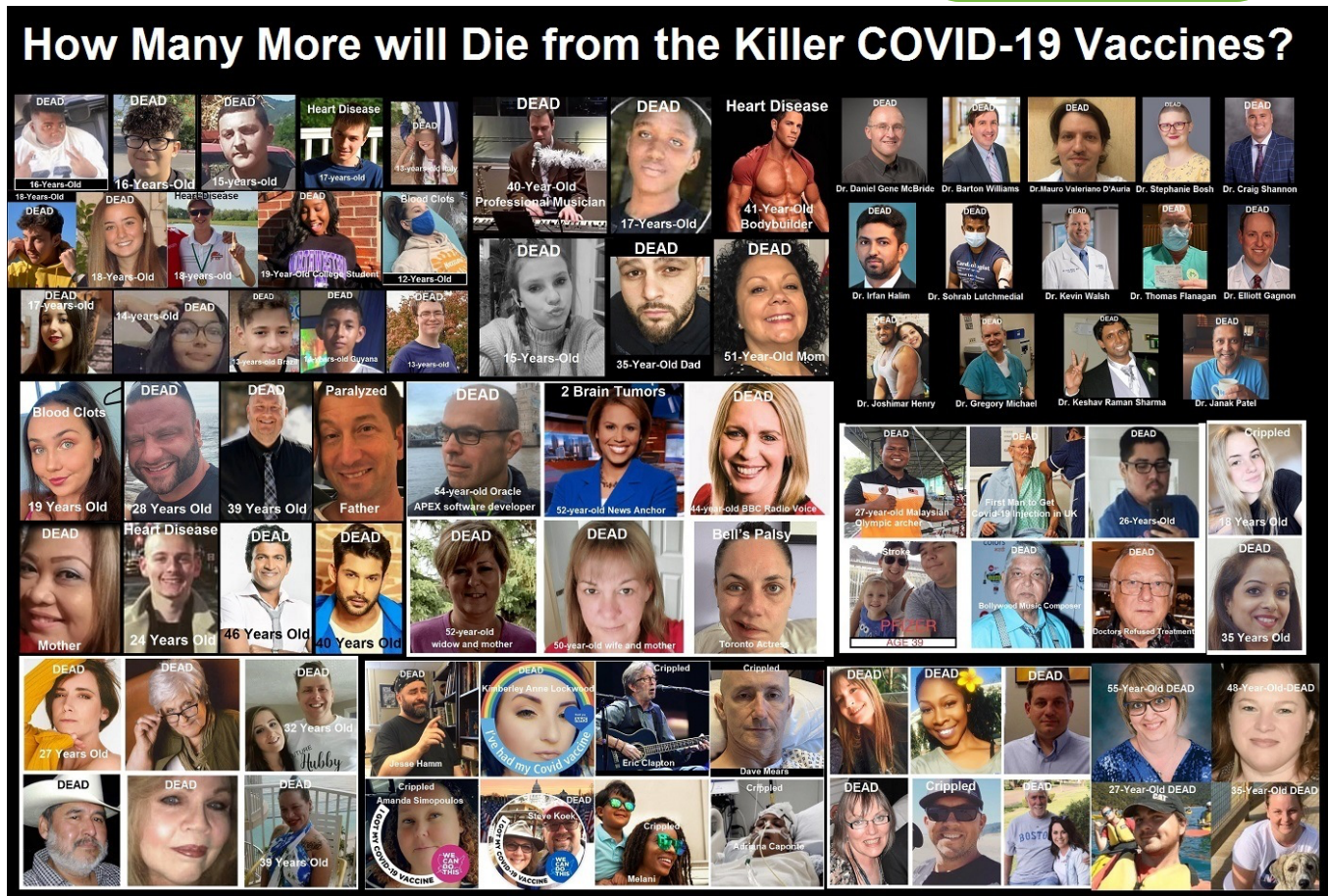
the number of strokes following all vaccines for the previous 30 years is [found here](#).

The number of cases of heart disease (all cases of *carditis) following COVID-19 vaccines is [found here](#), and the number of cases of heart disease following all vaccines for the previous 30 years is [found here](#).

The greatest threat to the national security of the United States today is our own government, and the Wall Street Billionaires and bankers who fund Big Pharma who seem to have the government in their pocket, and that includes both political parties.

Government is the problem, NOT the solution.

Pdf by:
<https://www.pro-memoria.info>



A sampling of the hundreds of tragic stories we have covered since the COVID-19 vaccines started.

See Also: