




From the 8/6/2021 release of VAERS data:

PDF by:
<https://www.pro-memoria.info>

Found 571,831 cases where Vaccine is COVID19

Table

 Event Outcome	 Count	 Percent
Death	12,791	2.24%
Permanent Disability	16,044	2.81%
Office Visit	95,886	16.77%
Emergency Room	57	0.01%
Emergency Doctor/Room	70,610	12.35%
Hospitalized	51,087	8.93%
Hospitalized, Prolonged	155	0.03%
Recovered	191,823	33.55%
Birth Defect	351	0.06%
Life Threatening	13,139	2.3%
Not Serious	230,930	40.38%
TOTAL	† 682,873	† 119.42%

† Because some cases have multiple vaccinations and symptoms, a single case can account for multiple entries in this table. This is the reason why the Total Count is greater than 571831 (the number of cases found), and the Total Percentage is greater than 100.