






## Search Results

From the 7/2/2021 release of VAERS data:

## Found 438,441 cases where Vaccine is COVID19

## Table

		
Event Outcome	Count	Percent
Death	9,048	2.06%
Permanent Disability	7,463	1.7%
Office Visit	80,268	18.31%
Emergency Room	56	0.01%
Emergency Doctor/Room	56,915	12.98%
Hospitalized	26,754	6.1%
Hospitalized, Prolonged	64	0.01%
Recovered	157,888	36.01%
Birth Defect	239	0.05%
Life Threatening	7,822	1.78%
Not Serious	174,230	39.74%
<b>TOTAL</b>	<b>† 520,747</b>	<b>† 118.77%</b>
† Because some cases have multiple vaccinations and symptoms, a single case can account for multiple entries in this table. This is the reason why the Total Count is greater than 438441 (the number of cases found), and the Total Percentage is greater than 100.		

## Case Details

This is page 1 out of 43,845

Result pages: 1 [2](#) [3](#) [4](#) [5](#) [6](#) [7](#) [8](#) [9](#) [10](#) [next](#)