



A GLIMPSE OF CERTAINTY IN UNCERTAIN TIMES

Parlemeter 2020 – A European Parliament Eurobarometer survey

KANTAR



European Parliament

METHODOLOGY | CONTACT

Coverage	Fieldwork dates	Data collection method	Total number of completed interviews	Population	The total EU
27 EU Member States	20/11 – 21/12	Face to face (when possible) and CAWI	27,213	15+	is weighted according to the size of the population of each country

This Eurobarometer survey has been commissioned by the European Parliament and conducted by Kantar.

For more information or access to the full results, please visit

<https://www.europarl.europa.eu/at-your-service/en/be-heard/eurobarometer>

or contact the Public Opinion Monitoring Unit, DG Communication, European Parliament (dgcomm-pom@ep.europa.eu)

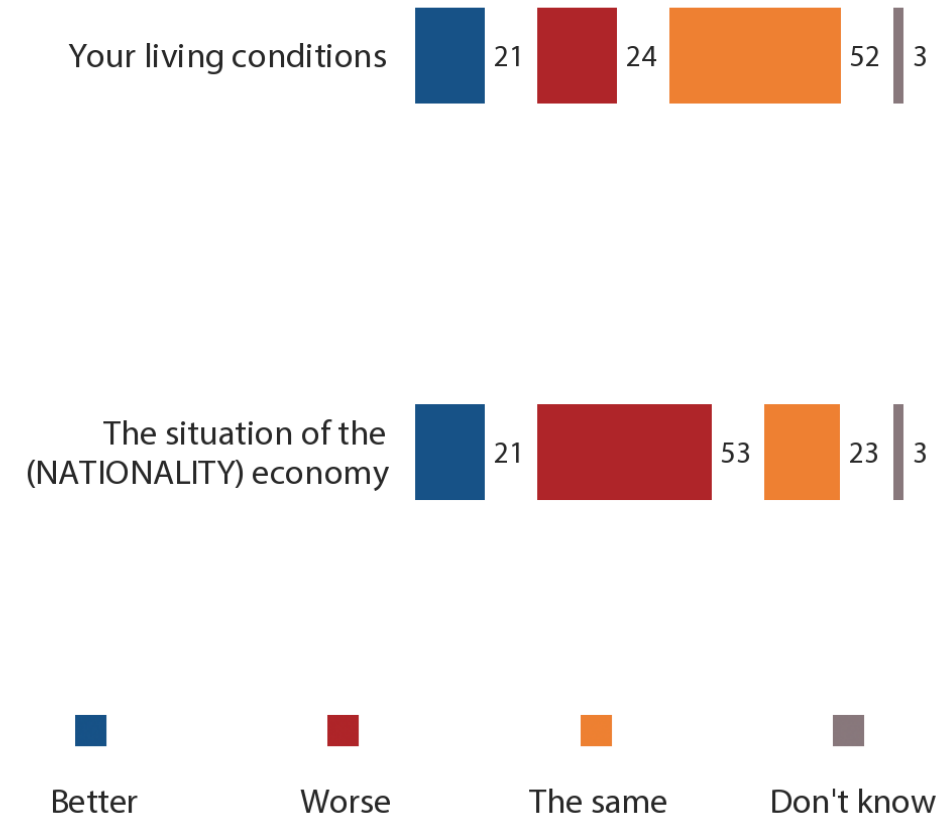
Follow us on twitter: @EP_Trends

WHAT PERSPECTIVES IN ONE YEAR'S TIME?

SD20 In one year's time, do you think that each of the following will be better, worse, or the same as today?
(% - EU)

When it comes to their personal living conditions, most respondents think they will be the same in one year's time.

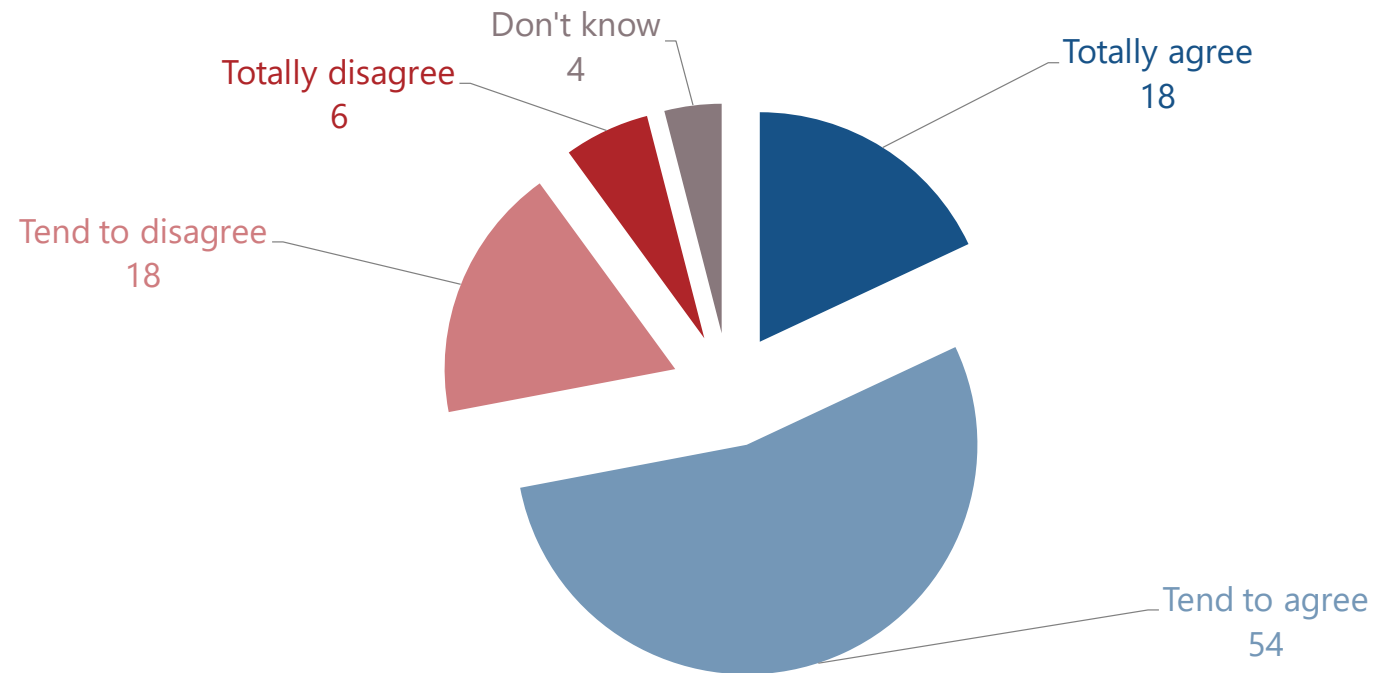
However, when asked about the situation of their national economy, most respondents believe it will be worse in one year's time.



Base: 27,213 (all respondents)

Close to three quarters of EU citizens agree that the recovery plan of the EU will allow their country's economy to recover more rapidly from the adverse effects of the pandemic.

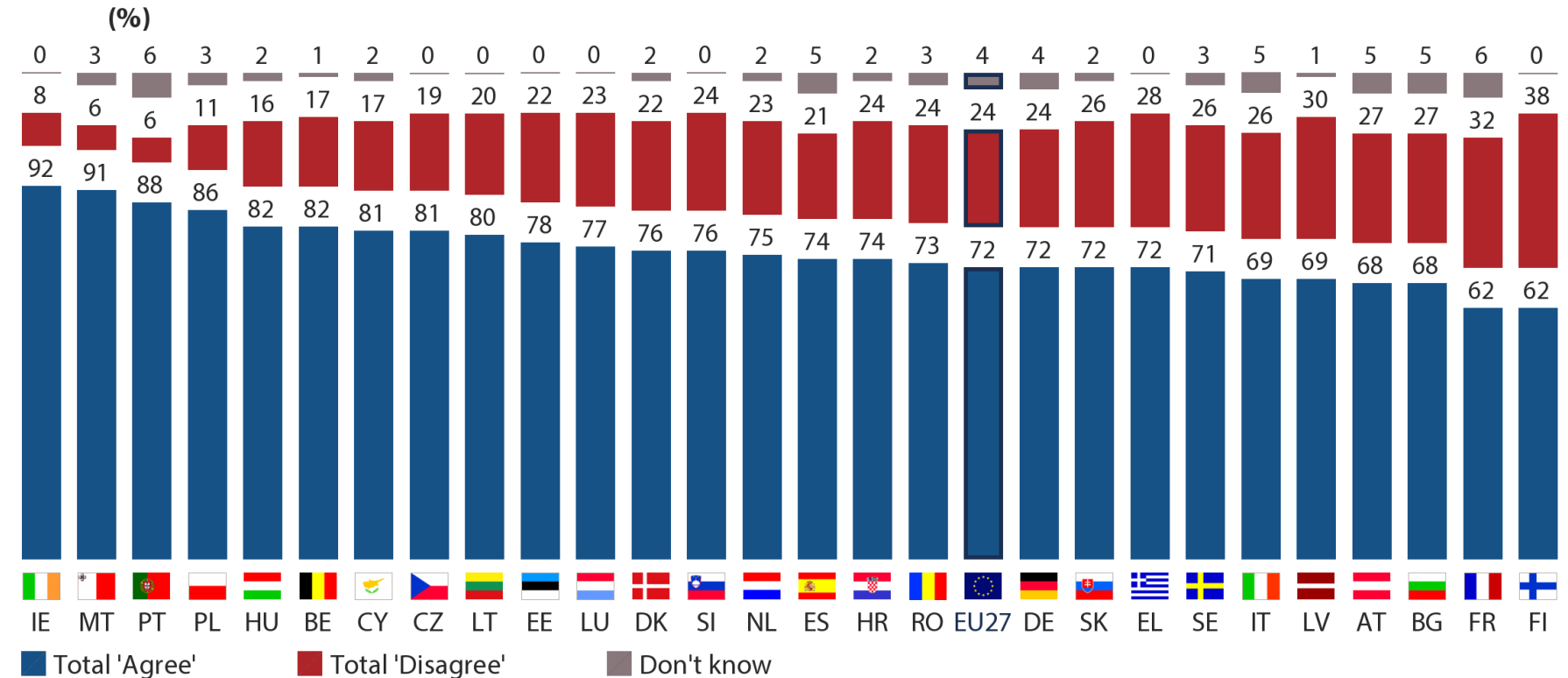
QA12 To what extent do you agree or disagree with the following statement: the recovery plan of the EU will allow (OUR COUNTRY)'s economy to recover more rapidly from negative effects of the coronavirus pandemic?
(% - EU)



Base: 27,213 (all respondents)

In all countries, more than six out of ten respondents agree that the recovery plan of the EU will allow their country's economy to recover more rapidly from the pandemic

QA12 To what extent do you agree or disagree with the following statement: the recovery plan of the EU will allow (OUR COUNTRY)'s economy to recover more rapidly from negative effects of the coronavirus pandemic?

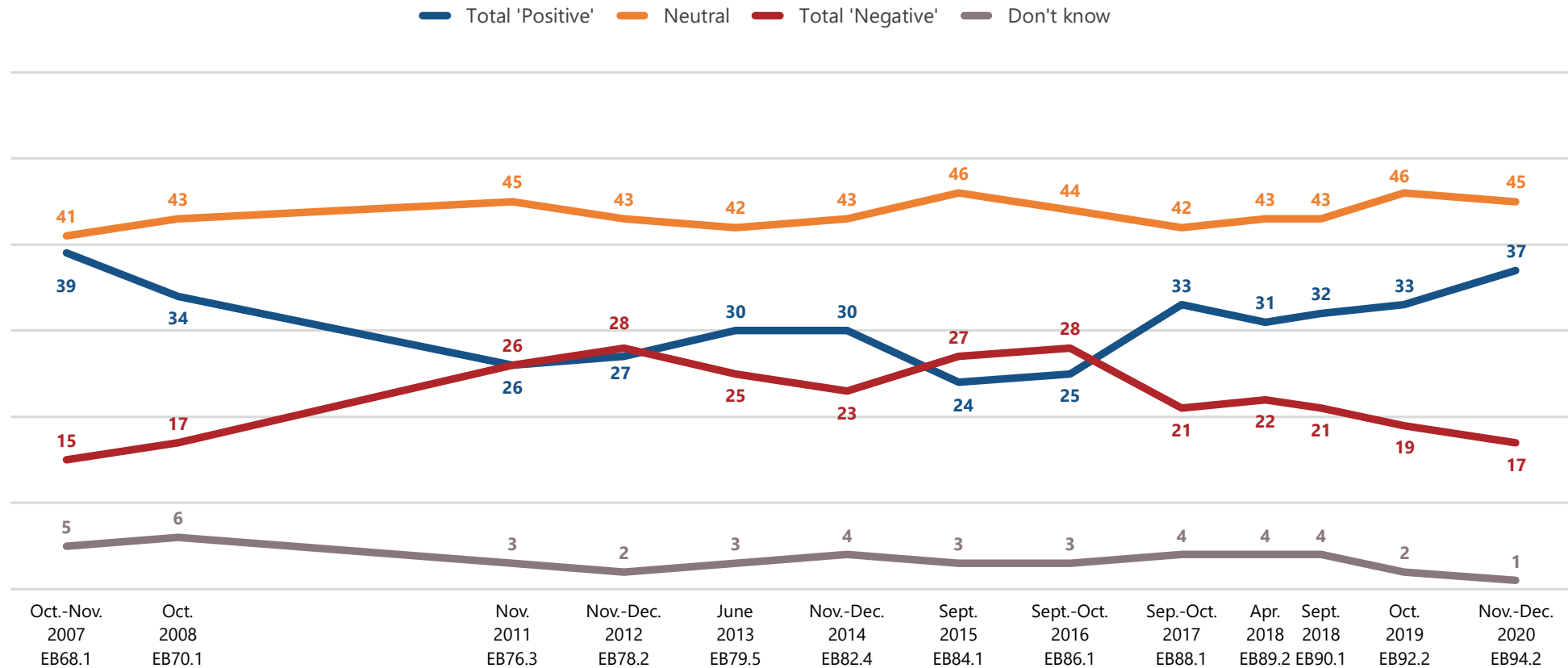


Base: 27,213 (all respondents)

IMAGE AND ROLE OF THE EUROPEAN PARLIAMENT

While the proportion of respondents having a 'neutral image' of the European Parliament remains stable across time, the proportion of those with a 'positive image' reaches its highest level since 2007.

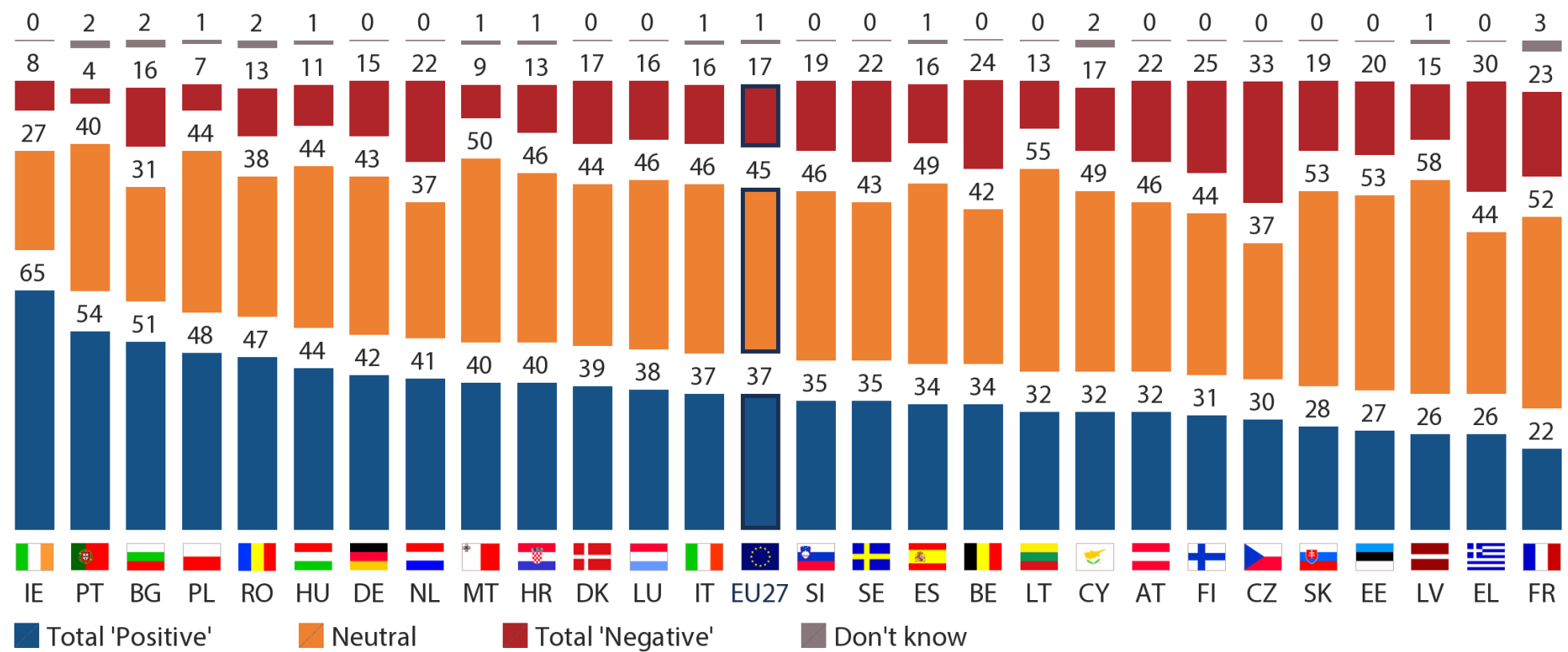
QA3 In general, do you have a very positive, fairly positive, neutral, fairly negative or very negative image of the European Parliament?
(% - EU)



Base: 27,213 (all respondents)

In nearly all countries, a positive image outweighs the negative, with Czechia, Greece and France as exceptions. 'Neutral image' is the most given answer in a large majority of countries.

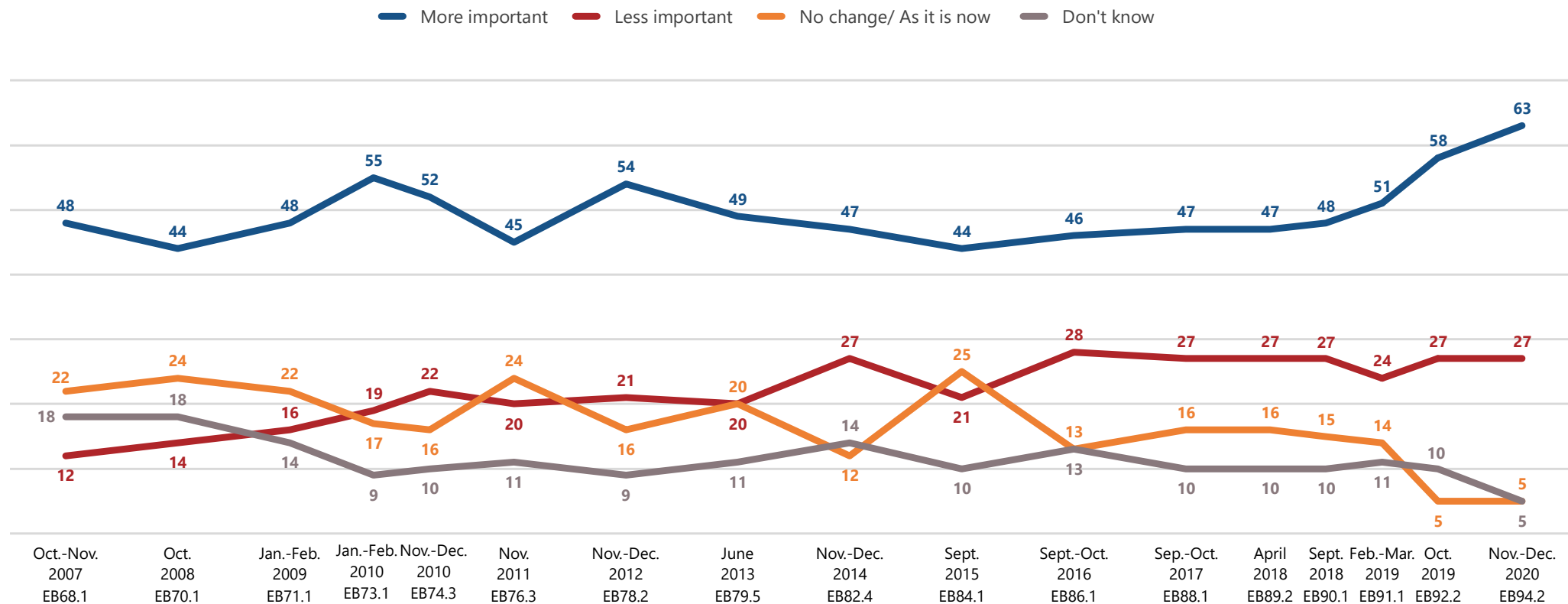
QA3 In general, do you have a very positive, fairly positive, neutral, fairly negative or very negative image of the European Parliament?
(%)



Base: 27,213 (all respondents)

More respondents than ever before say they would like to see the European Parliament play a more important role.

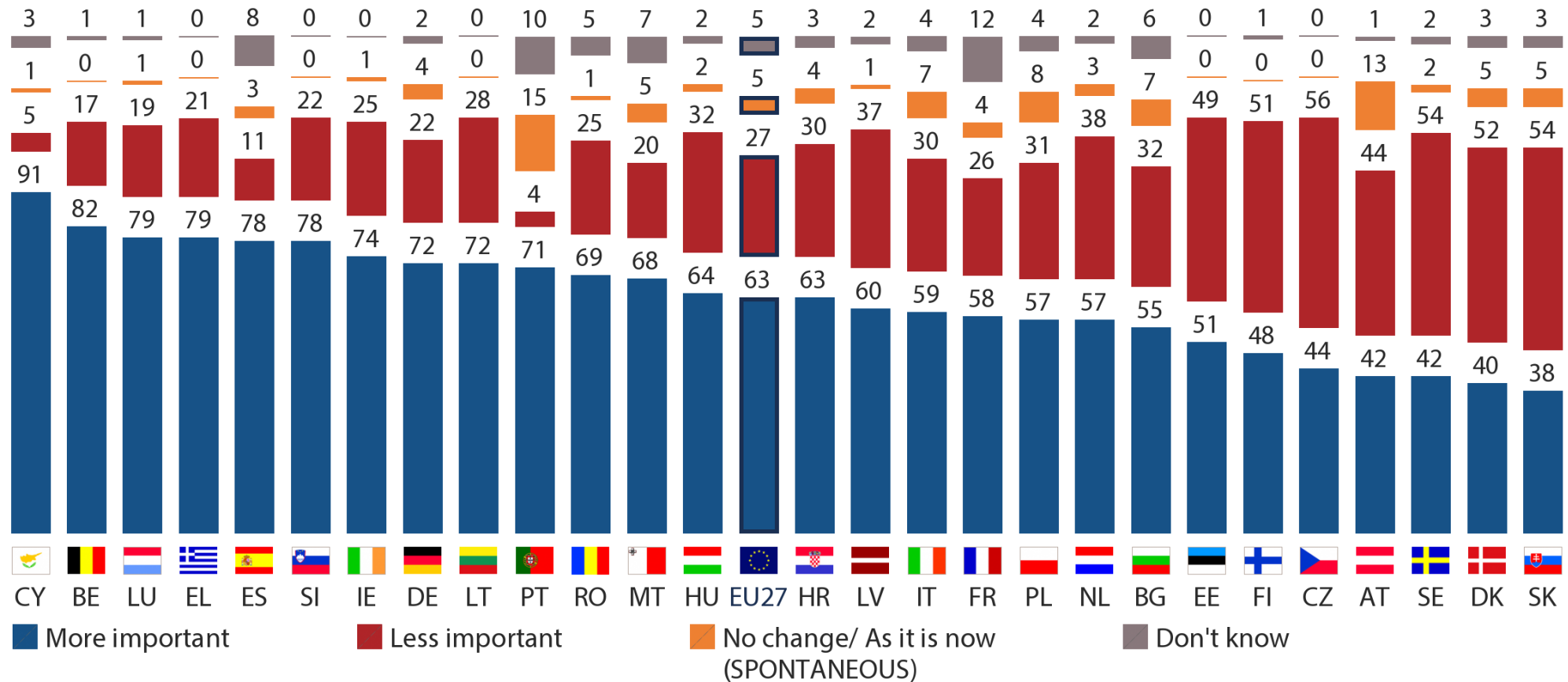
QA4 Would you personally like to see the European Parliament play a more important or less important role? (% - EU)



Base: 27,213 (all respondents)

In 21 countries the survey finds a majority of respondents saying they would like to see a more important role for the European Parliament

QA4 Would you personally like to see the European Parliament play a more important or less important role? (%)

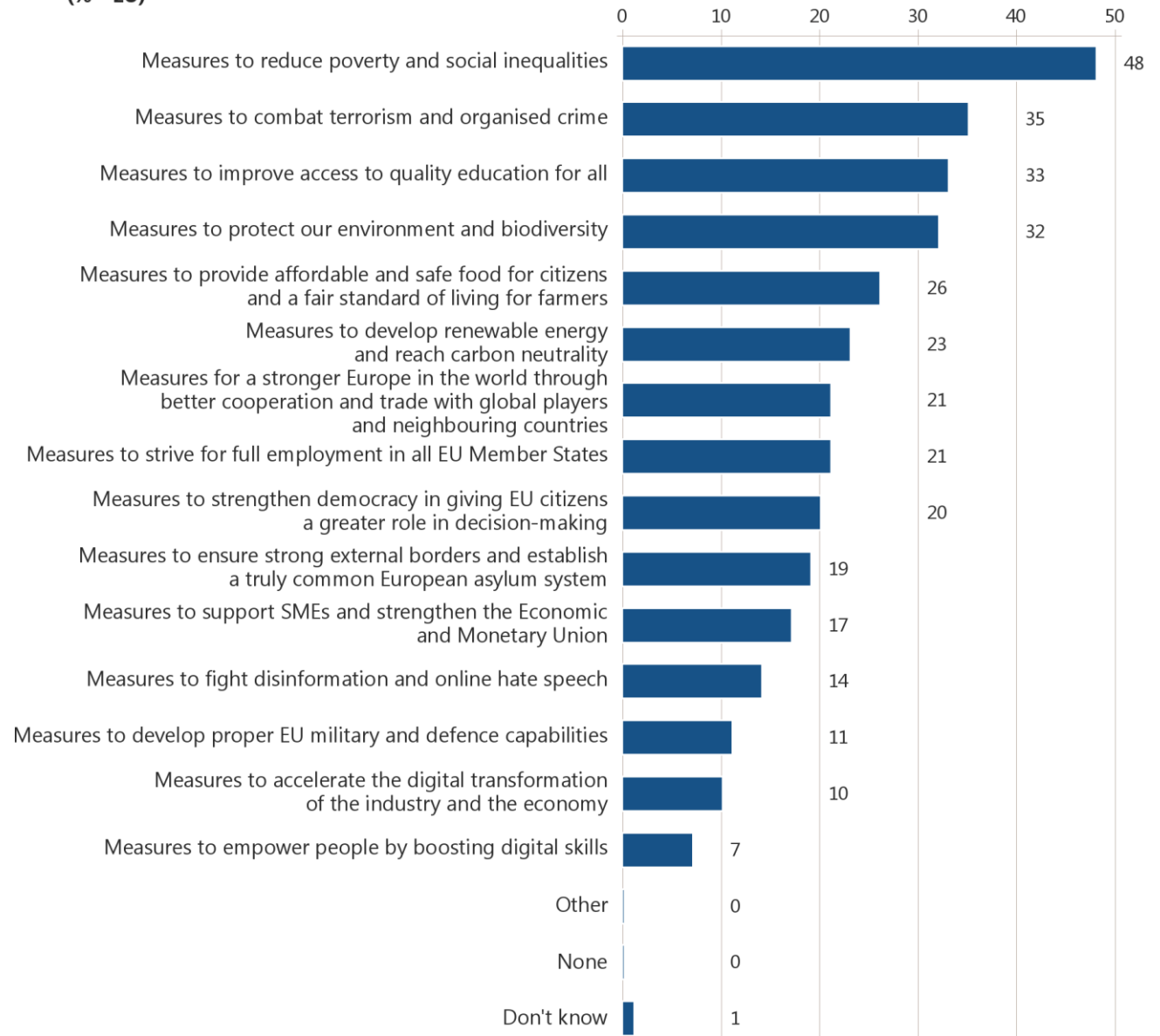


Base: 27,213 (all respondents)

PRIORITIES AND VALUES

Almost half of the respondents think that the main priority of the European Parliament should be measures to reduce poverty and social inequalities

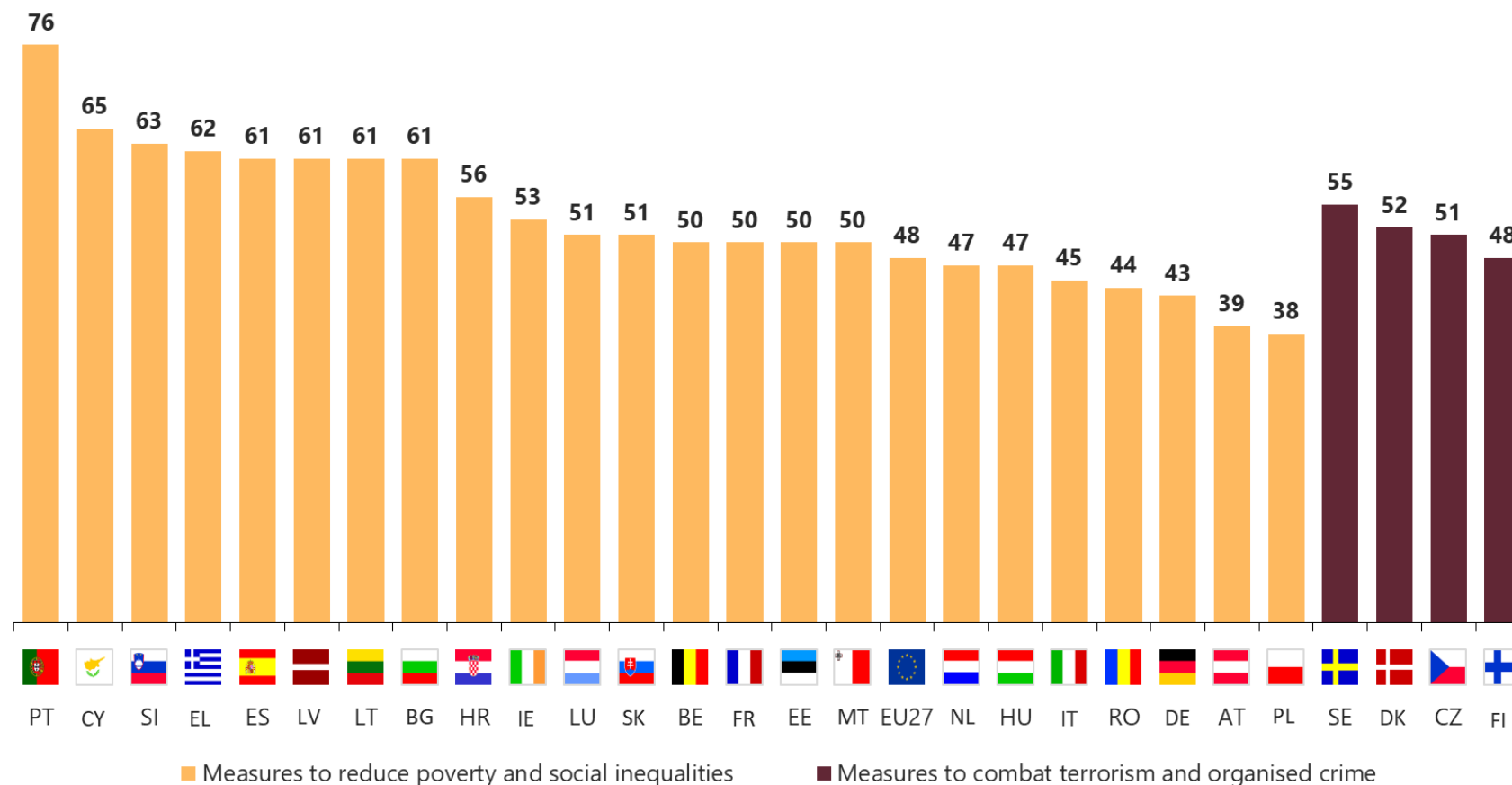
QA5 Among the following, what should be the main priorities of the European Parliament? (MAX. 4 ANSWERS)
(% - EU)



Base: 27,213 (all respondents)

Measures to reduce poverty and social inequalities as the main priority of the European Parliament is the top answer in 23 countries

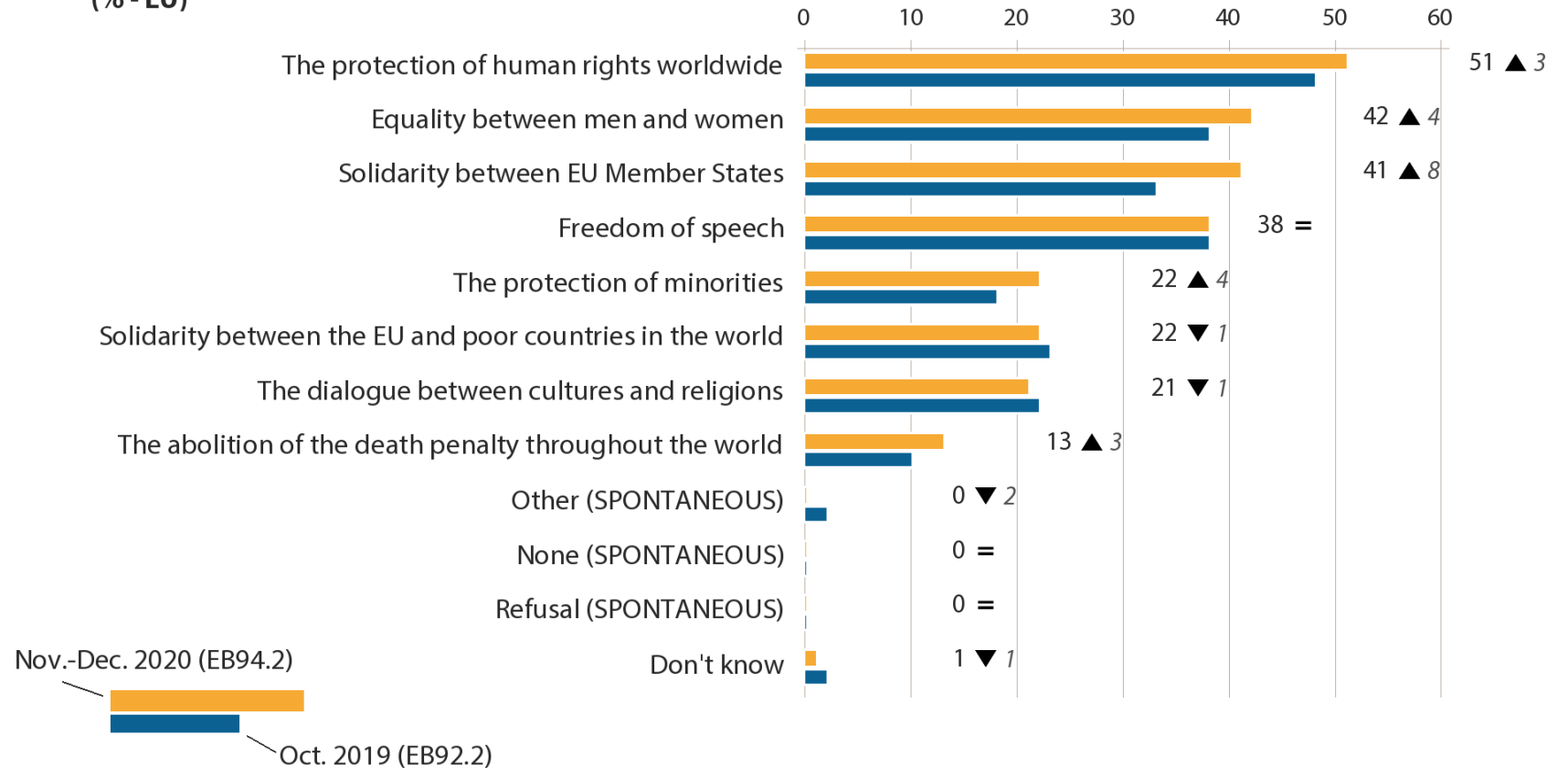
QA5 Among the following, what should be the main priorities of the European Parliament? (MAX. 4 ANSWERS)
 (% - THE MOST MENTIONED ANSWER BY COUNTRY)



Base: 27,213 (all respondents)

Over half of all respondents say that the European Parliament should defend the protection of human rights worldwide as a matter of priority. 'Solidarity between Member States' as top value to defend increases by 8 points to third place.

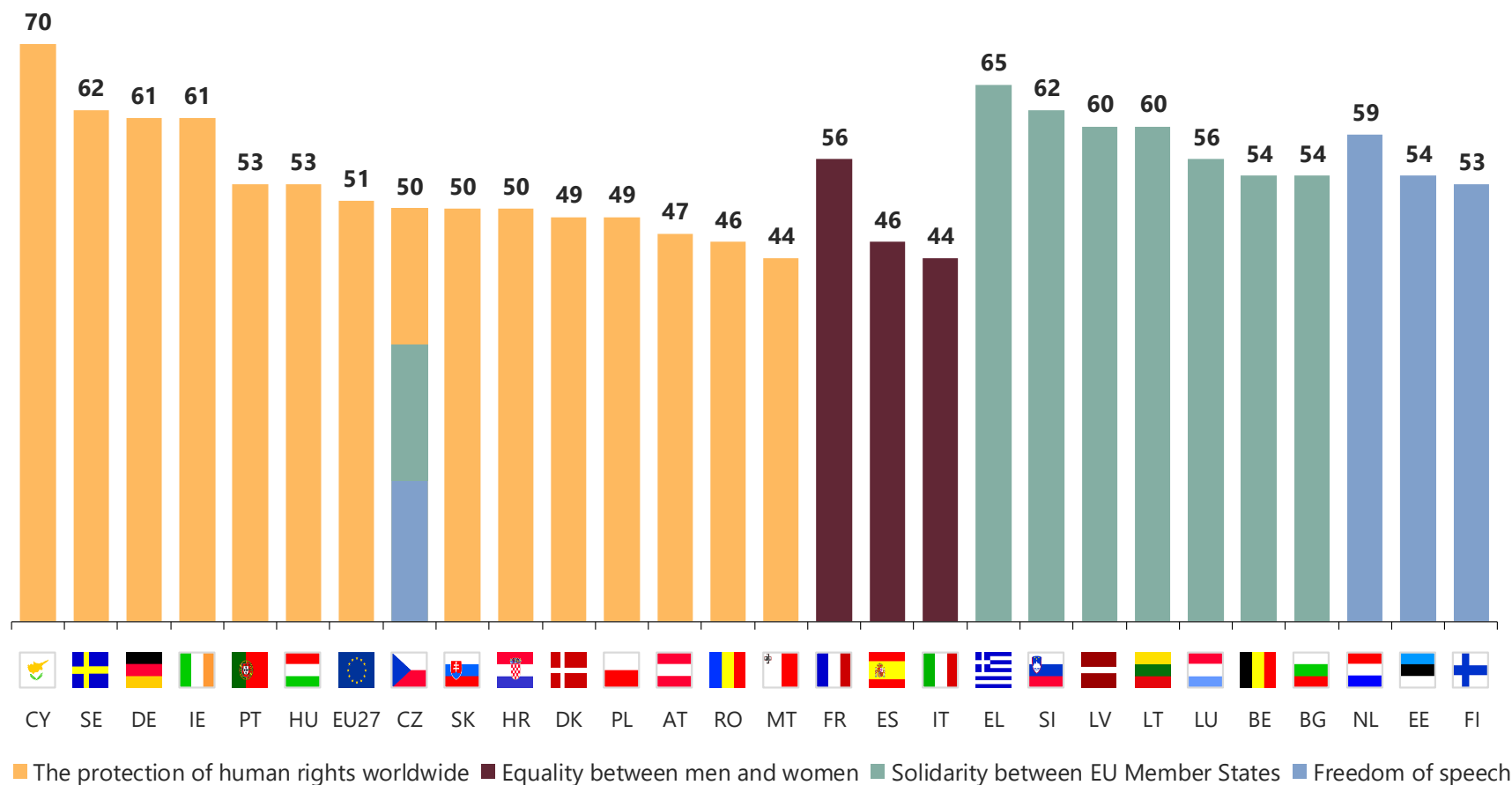
QA6 In your opinion, which of the following values should the European Parliament defend as a matter of priority?
(MAX. 3 ANSWERS)
(% - EU)



Base: 27,213 (all respondents)

QA6 In your opinion, which of the following values should the European Parliament defend as a matter of priority?
 (MAX. 3 ANSWERS)
 (% - THE MOST MENTIONED ANSWER BY COUNTRY)

The protection of human rights worldwide is the most mentioned 'value to defend' in 14 countries; solidarity between EU Member States comes first in 8 Member States, followed by gender equality and freedom of speech in three countries each.



Base: 27,213 (all respondents)

Strongest evolutions on socio-demographic and national level








QA6 In your opinion, which of the following values should the European Parliament defend as a matter of priority? (MAX. 3 ANSWERS)
(% - EU)

55+

Those with a negative image of the EP

	Solidarity between EU Member States	Oct. 2019	Dec. 2020
EU27	41	▲	8
Age			
15-24	29	▲	4
25-39	39	▲	8
40-54	42	▲	7
55 +	45	▲	10
Image of European Parliament			
Positive	47	▲	7
Neutral	39	▲	8
Negative	37	▲	10

QA6 In your opinion, which of the following values should the European Parliament defend as a matter of priority? (MAX. 3 ANSWERS)
(% - EU)

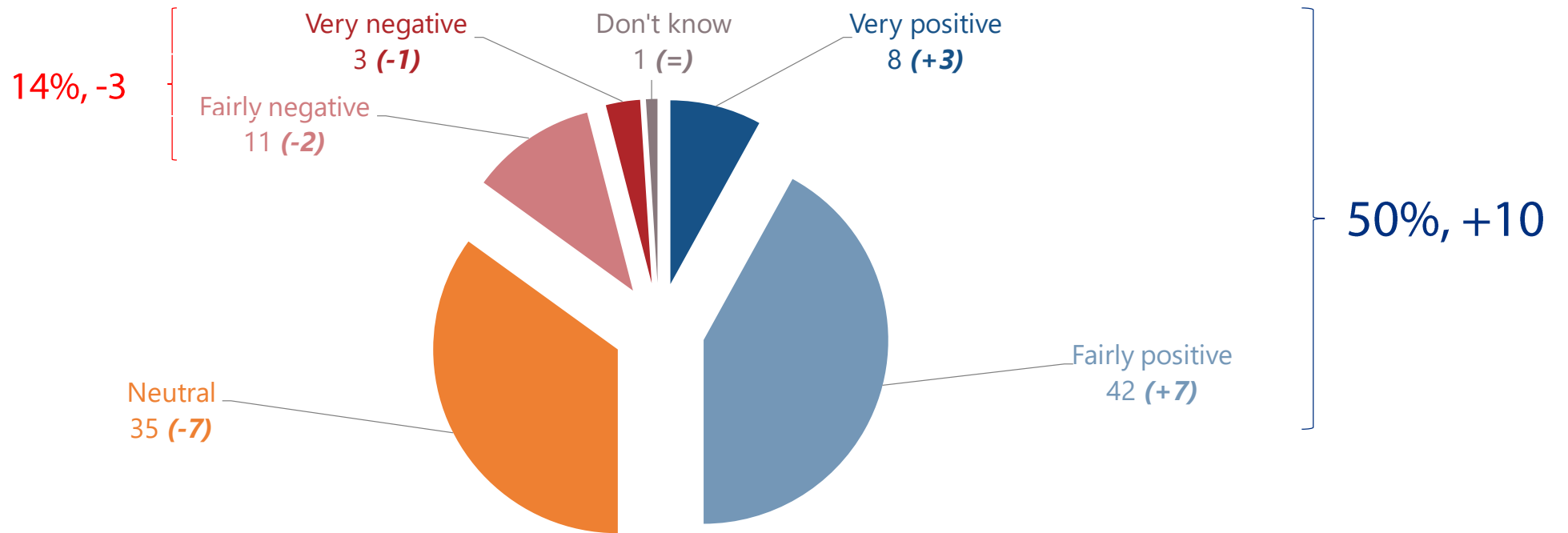
		Solidarity between EU Member States	Oct. 2019 - Dec. 2020
EU27		41	+8
Lithuania	LT 	60	+23
Luxembourg	LU 	56	+23
Slovenia	SI 	62	+23
Latvia	LV 	60	+21
Ireland	IE 	51	+18
Estonia	EE 	52	+17

Base: 27,213 (all respondents)

IMAGE AND SUPPORT TO THE EU

Half of all respondents have a positive image of the European Union This proportion has increased by 10 percentage points since 2019

SD16 In general, does the EU conjure up for you a very positive, fairly positive, neutral, fairly negative or very negative image?
(% - EU)

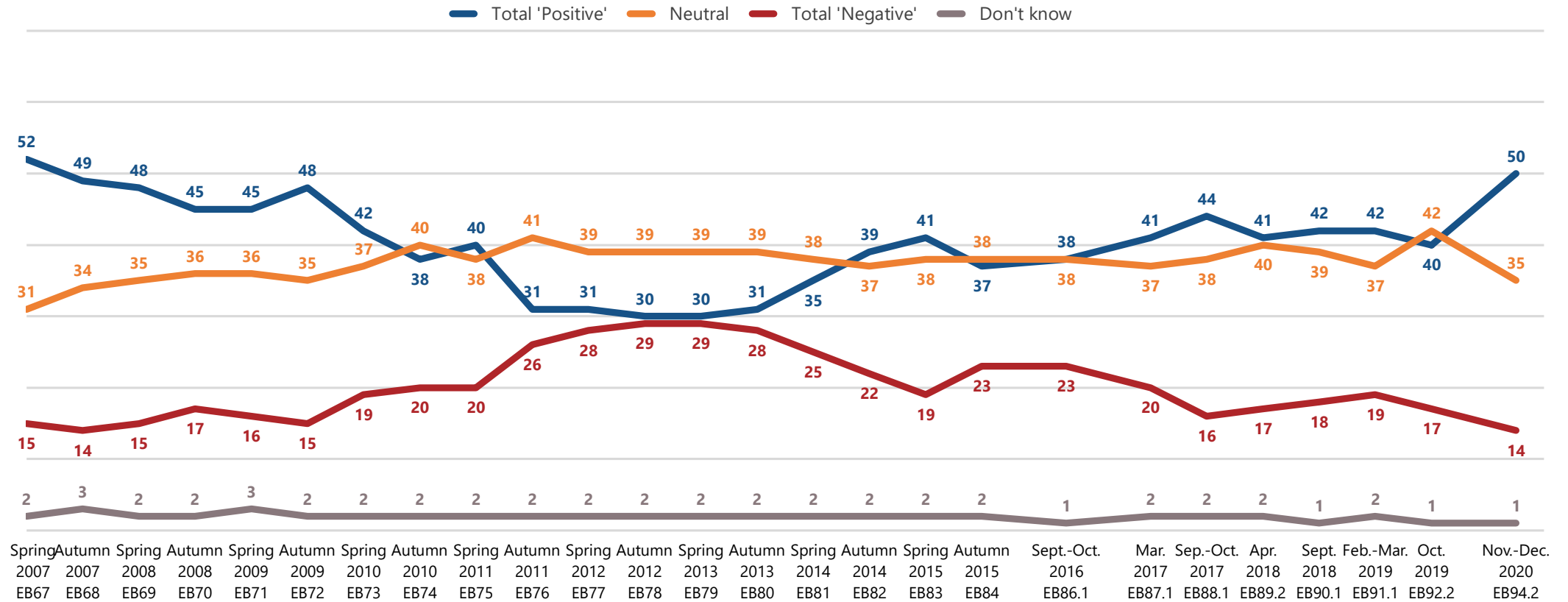


(Nov.-Dec. 2020, EB94.2 - Oct. 2019, EB92.2)

Base: 27,213 (all respondents)

For the first time since 2007, the proportion of respondents with a positive image of the EU has again reached the mark of 50%

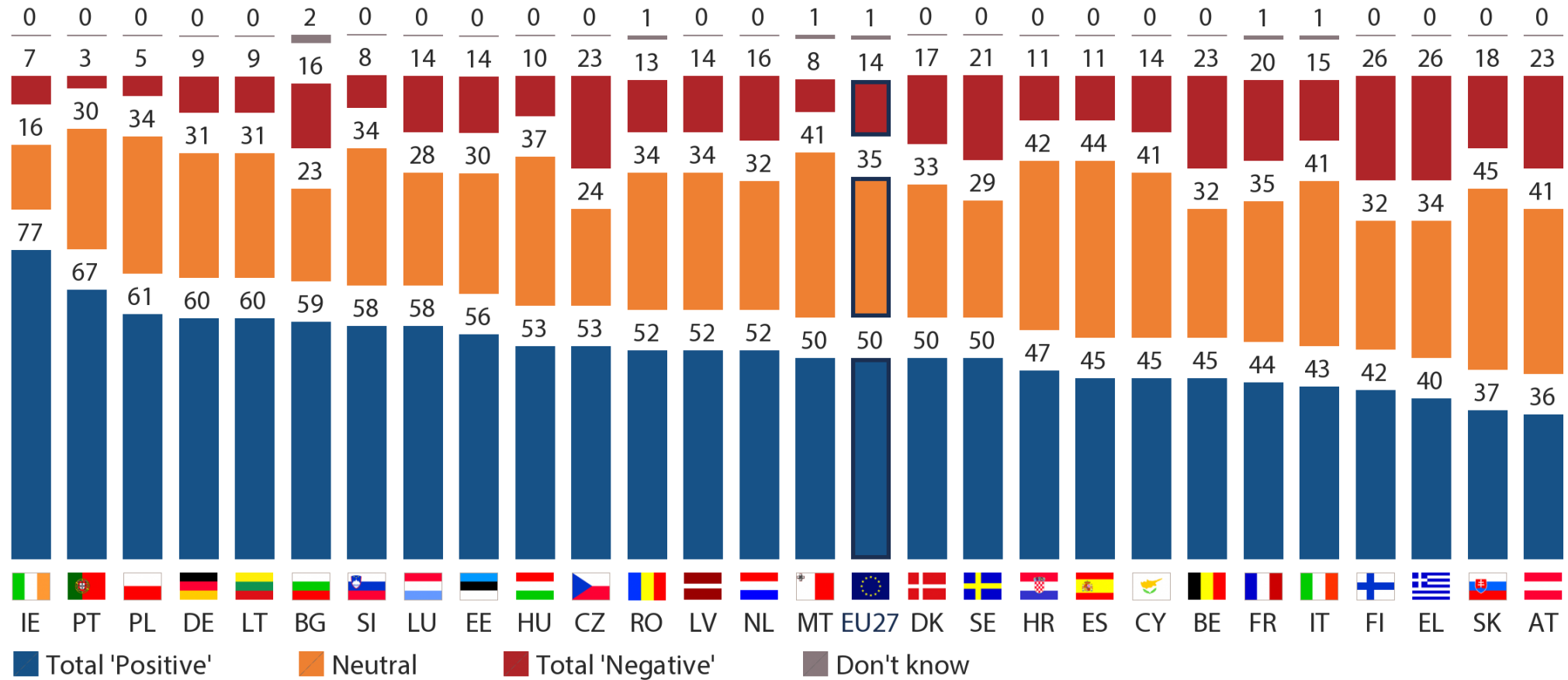
SD16 In general, does the EU conjure up for you a very positive, fairly positive, neutral, fairly negative or very negative image? (% - EU)



Base: 27,213 (all respondents)

The survey finds a majority of respondents holding a positive image of the EU in 25 countries

SD16 In general, does the EU conjure up for you a very positive, fairly positive, neutral, fairly negative or very negative image? (%)



Base: 27,213 (all respondents)

Strongest evolutions on socio-demographic and national level

SD16 In general, does the EU conjure up for you a very positive, fairly positive, neutral, fairly negative or very negative image?
(% - EU)

- Manual workers
- Unemployed
- Those without difficulties paying their bills

	Total 'Positive'	Oct. 2019 - Dec. 2020
EU27	50	▲ 10
Socio-professional category		
Self-employed	52	▲ 6
Managers	63	▲ 7
Other white collars	53	▲ 11
Manual workers	45	▲ 12
House persons	42	▲ 7
Unemployed	39	▲ 12
Retired	48	▲ 10
Students	59	▲ 10
Difficulties paying bills		
Most of the time	35	▲ 8
From time to time	42	▲ 8
Almost never/ Never	55	▲ 12

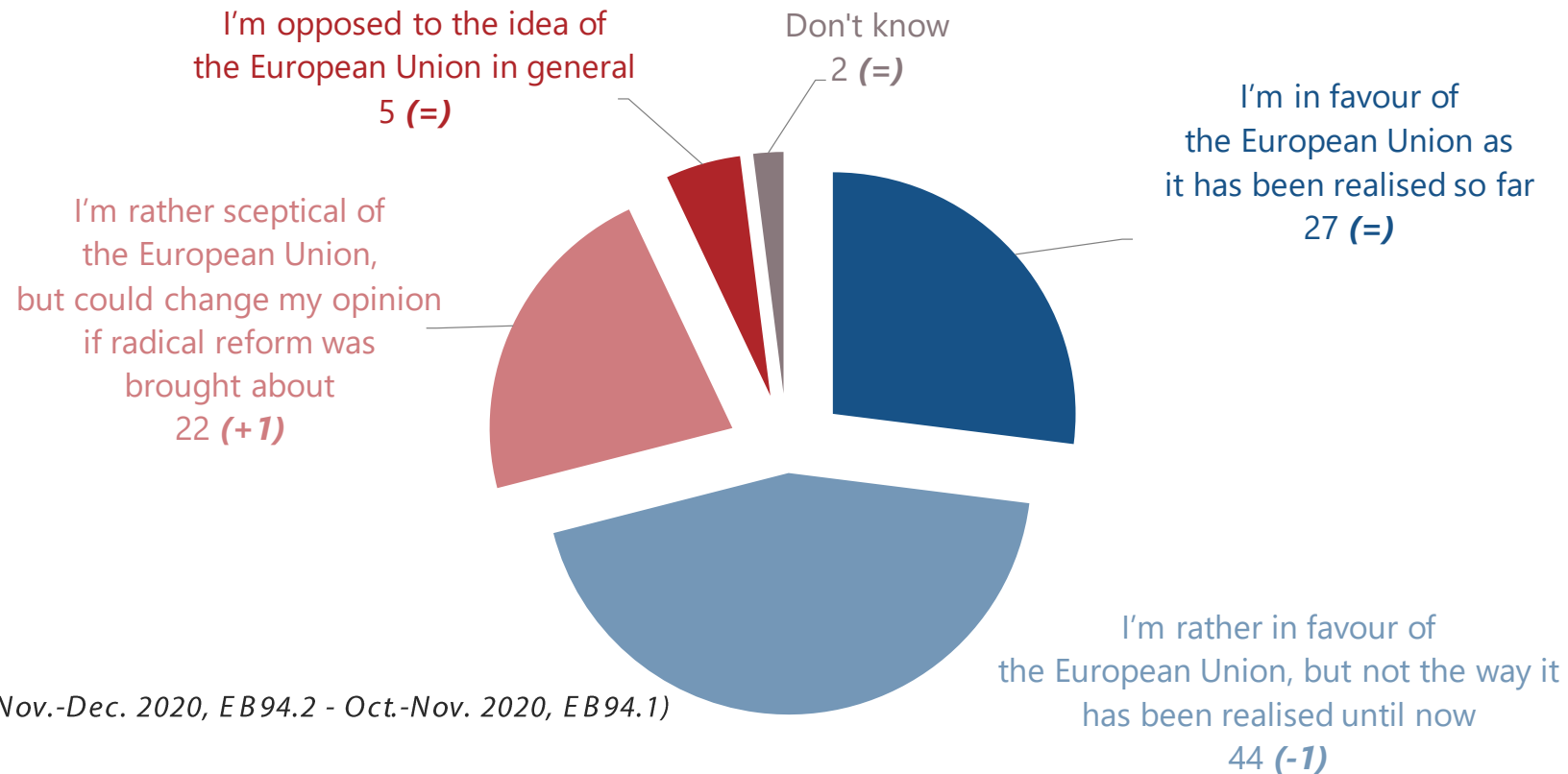
Base: 27,213 (all respondents)

SD16 In general, does the EU conjure up for you a very positive, fairly positive, neutral, fairly negative or very negative image? (%)

		Total 'Positive'	Oct. 2019 - Dec. 2020
EU27		50	+10
Czechia		53	+26
Slovenia		58	+24
Latvia		52	+17
Ireland		77	+15

71% of Europeans are fully or rather in favour of the European Union.
But nearly half of all respondents (44%) are not in favour of the 'way it has been realised so far'.

QA8 Which of the following statements regarding the European Union is closest to your opinion?
(% - EU)

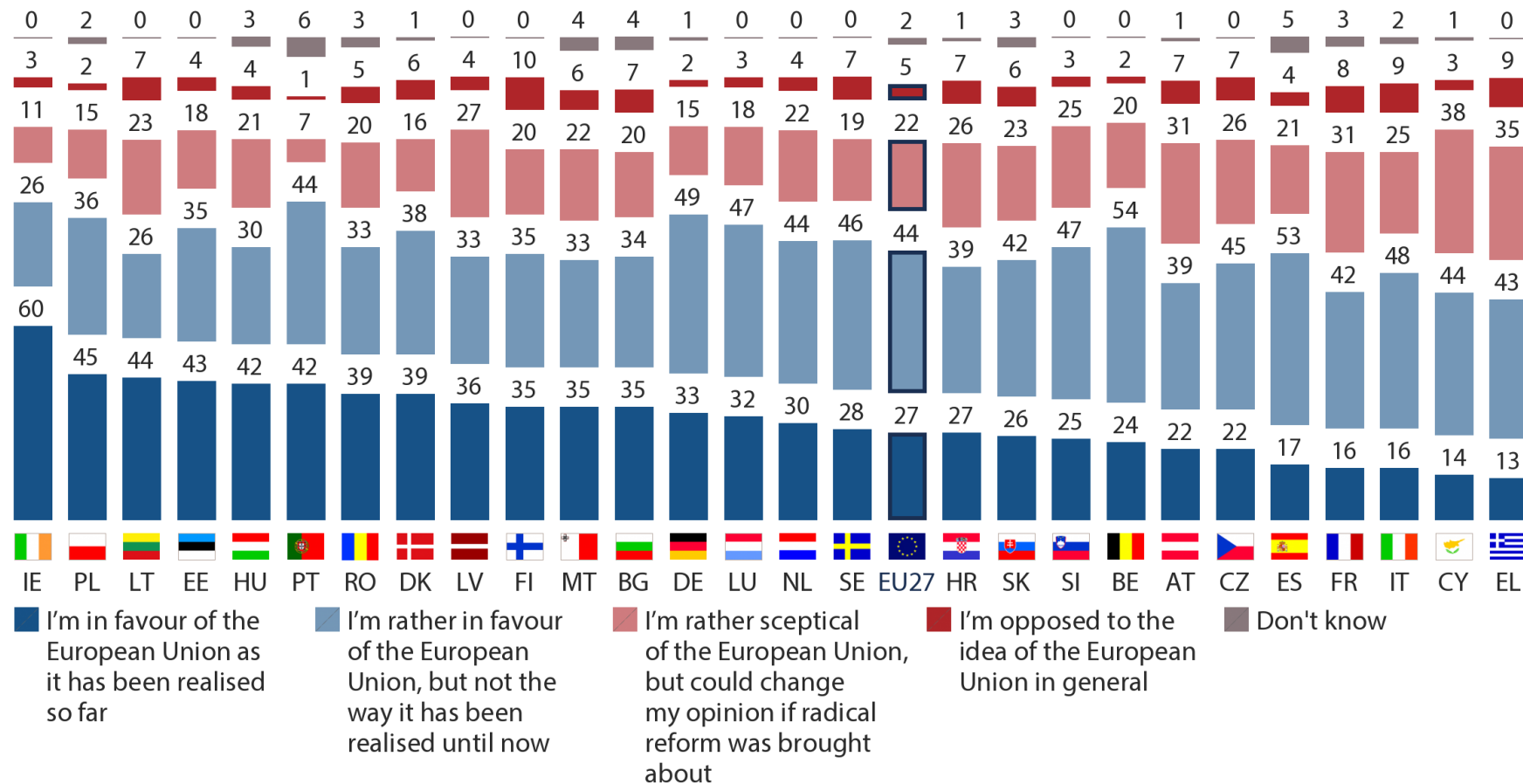


(Nov.-Dec. 2020, EB94.2 - Oct.-Nov. 2020, EB94.1)

Base: 27,213 (all respondents)

In 16 countries, a plurality of respondents are rather in favour of the EU, but not the way it has been realised until now. In 10 countries, most respondents are in favour of the EU as it has been realised so far.

QA8 Which of the following statements regarding the European Union is closest to your opinion?
(%)

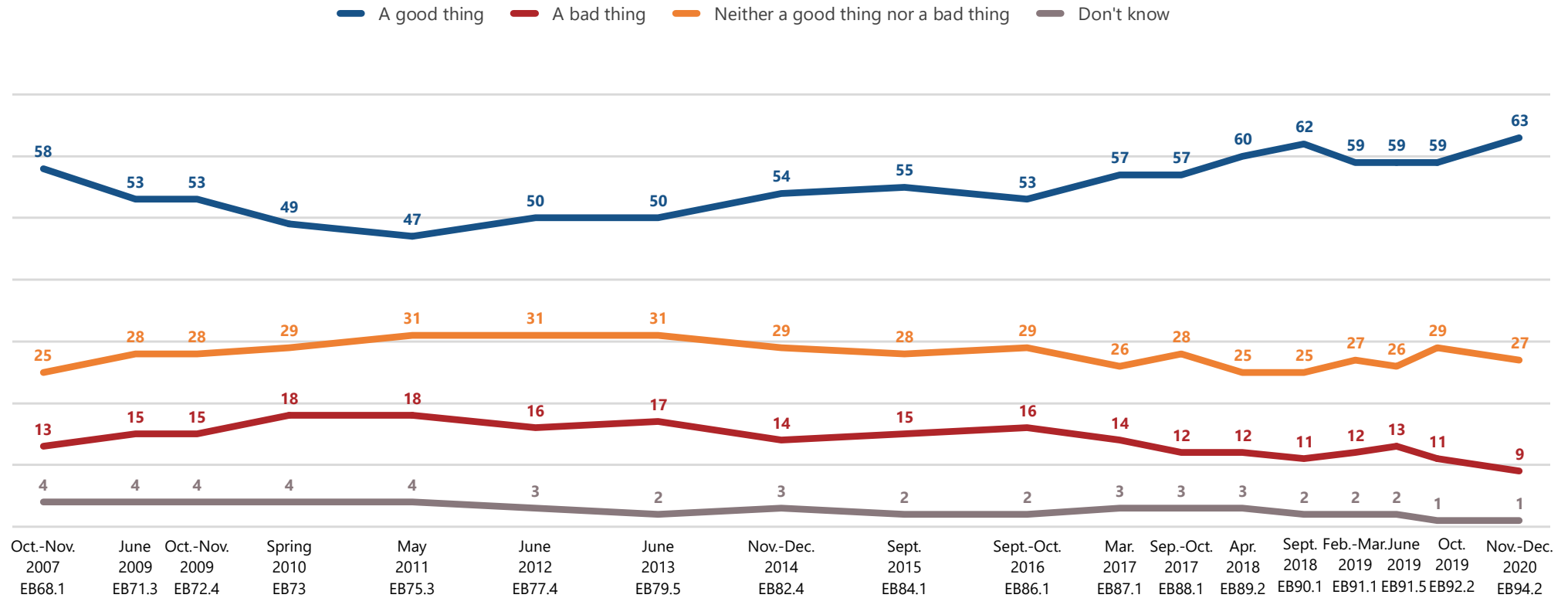


Base: 27,213 (all respondents)

EU MEMBERSHIP AND ITS BENEFITS

There is widespread support for the notion that membership of the EU is a good thing. The proportion of those who say that for their country's EU membership reached an all time high since 2007.

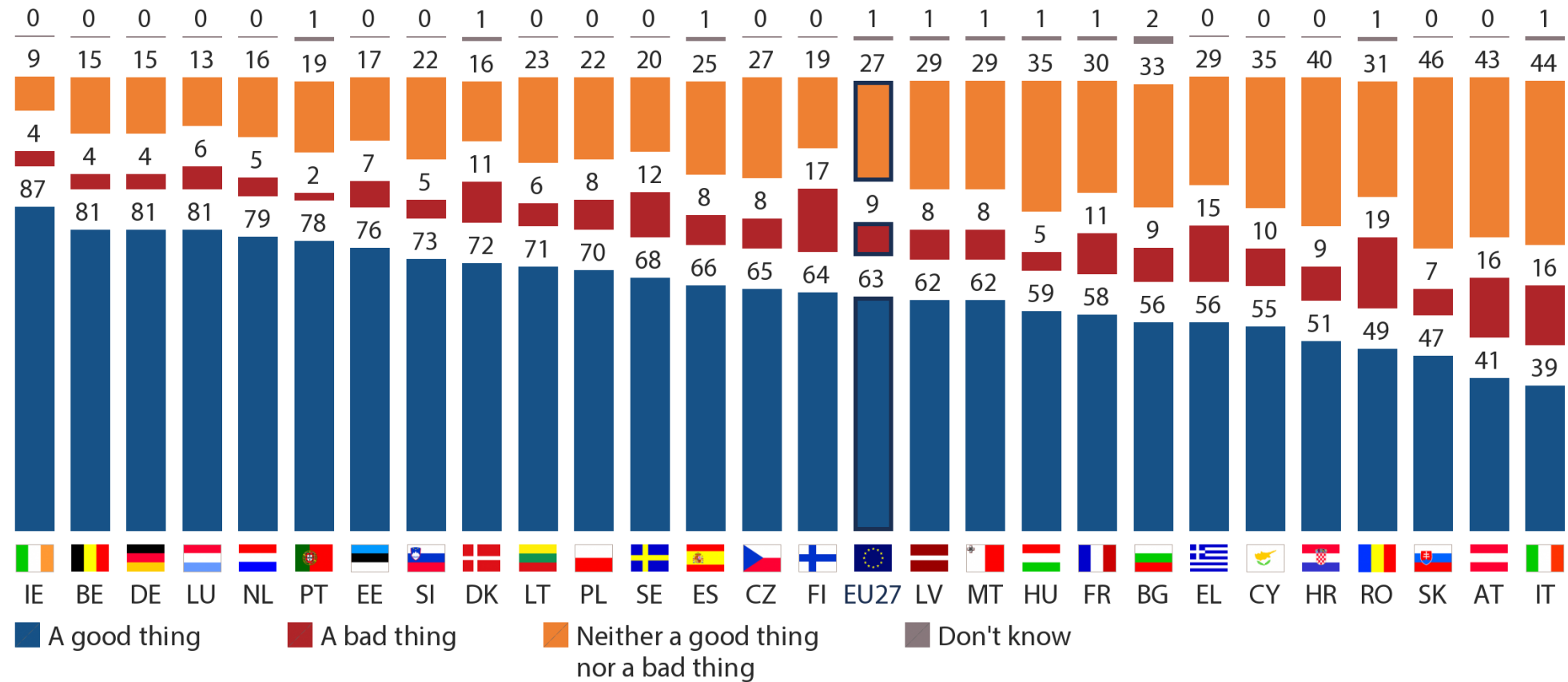
QA9 Generally speaking, do you think that (OUR COUNTRY)'s membership of the EU is...?
(% - EU)



Base: 27,213 (all respondents)

In seven EU Member States, more than three out of four respondents see their country's EU membership as a good thing. Less than 50% share this view only in Slovakia, Austria and Italy.

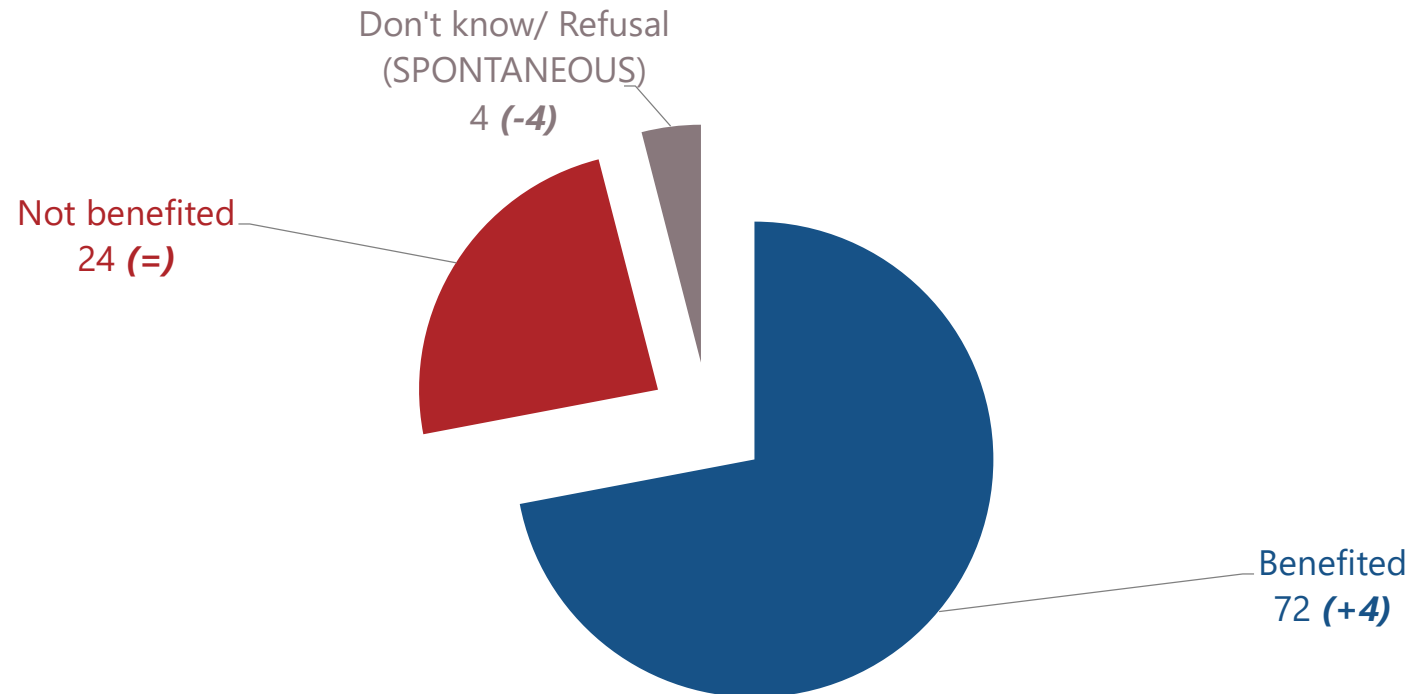
QA9 Generally speaking, do you think that (OUR COUNTRY)'s membership of the EU is...?
(%)



Base: 27,213 (all respondents)

Has my country on balance benefited from being a member of the EU?
Nearly three out of four respondents think so.

QA10 Taking everything into account, would you say that (OUR COUNTRY) has on balance benefited or not from being a member of the EU?
(% - EU)

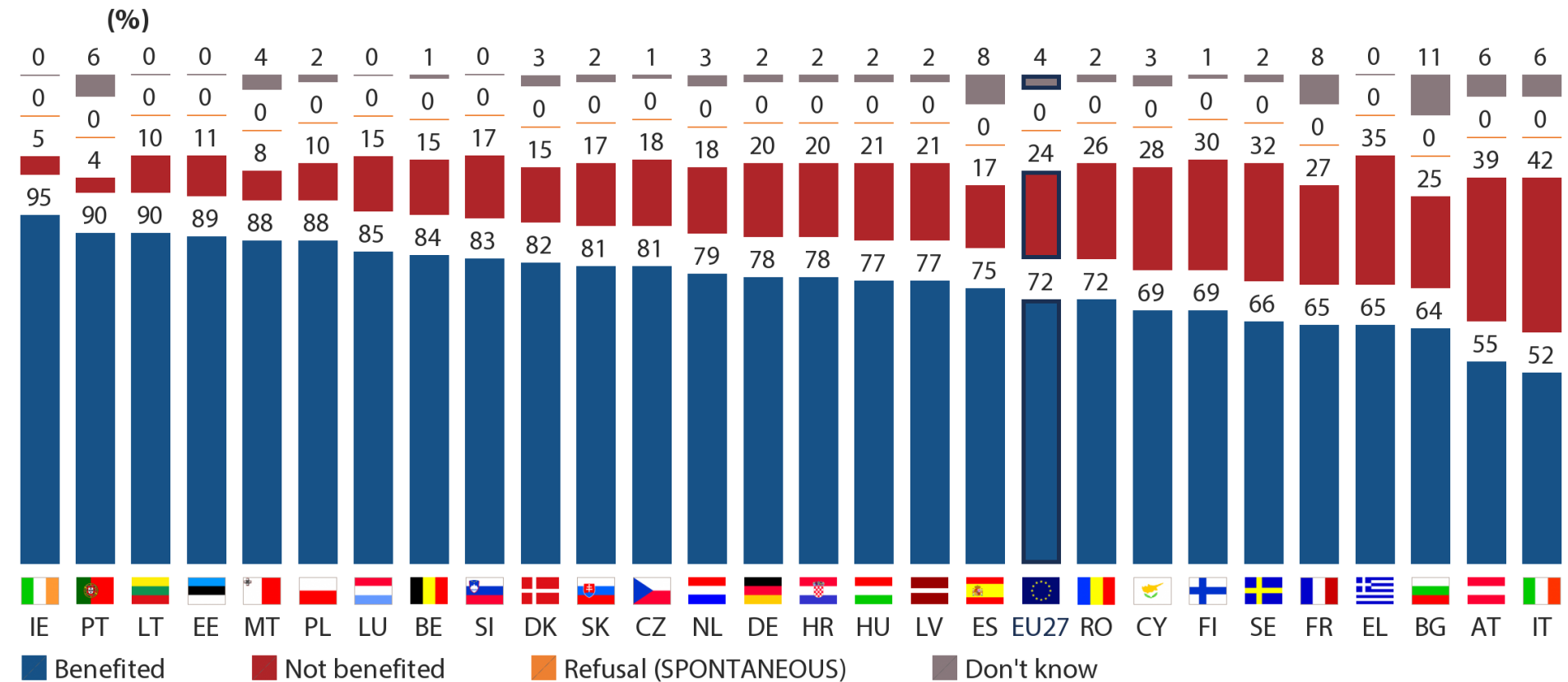


(Nov.-Dec. 2020, EB94.2 - June 2019, EB91.5)

Base: 27,213 (all respondents)

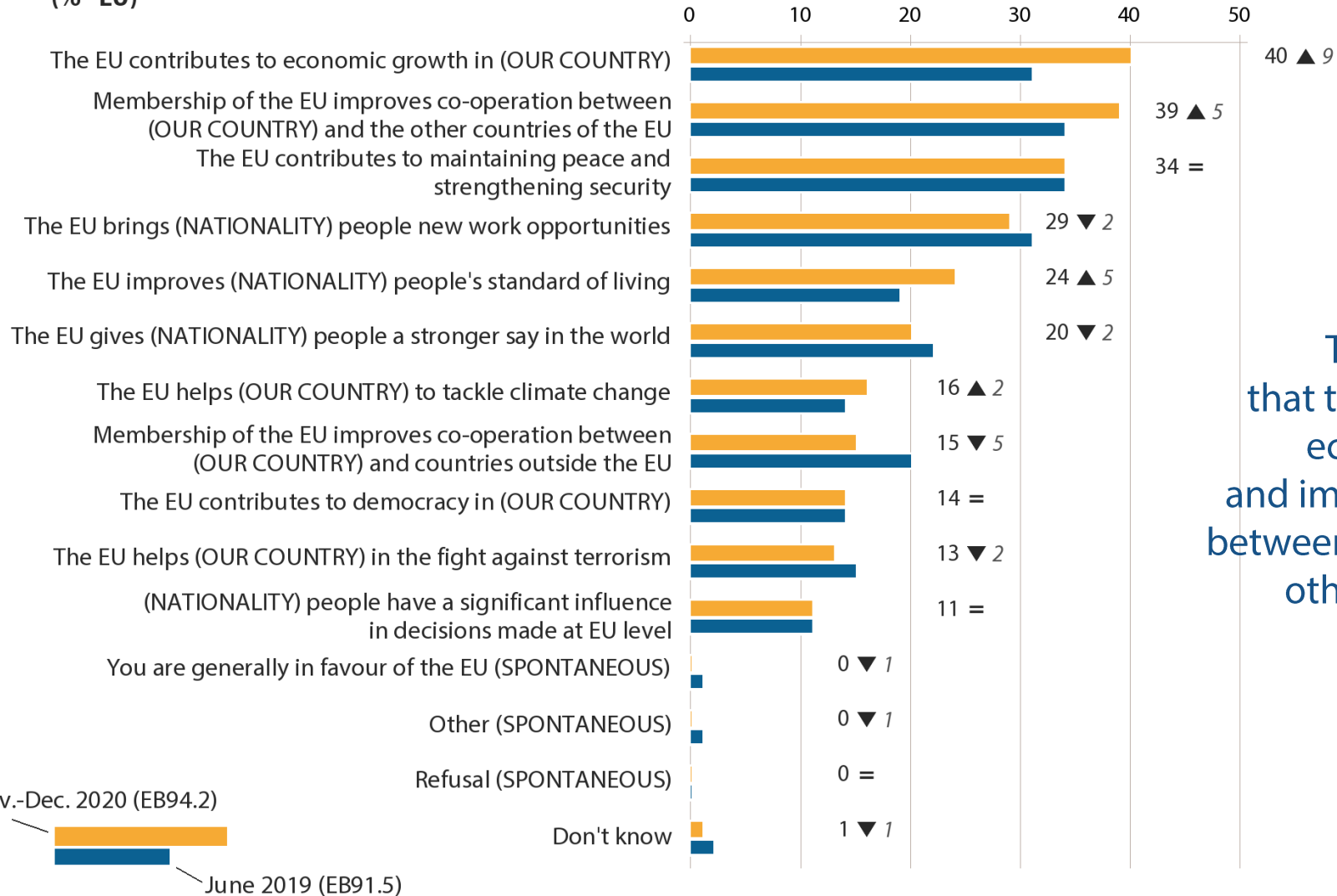
The survey finds that in all 27 EU Member States more than 50% of respondents believe that their country has benefited from being a member of the EU

QA10 Taking everything into account, would you say that (OUR COUNTRY) has on balance benefited or not from being a member of the EU?



Base: 27,213 (all respondents)

QA11 Which of the following are the main reasons for thinking that (OUR COUNTRY) has benefited from being a member of the EU? (MAX. 3 ANSWERS)
 (% - EU)



Why do citizens think that their countries have benefited from EU membership?

The main reasons are that the EU contributes to economic growth (+9) and improves co-operation between their countries and other EU countries (+5).

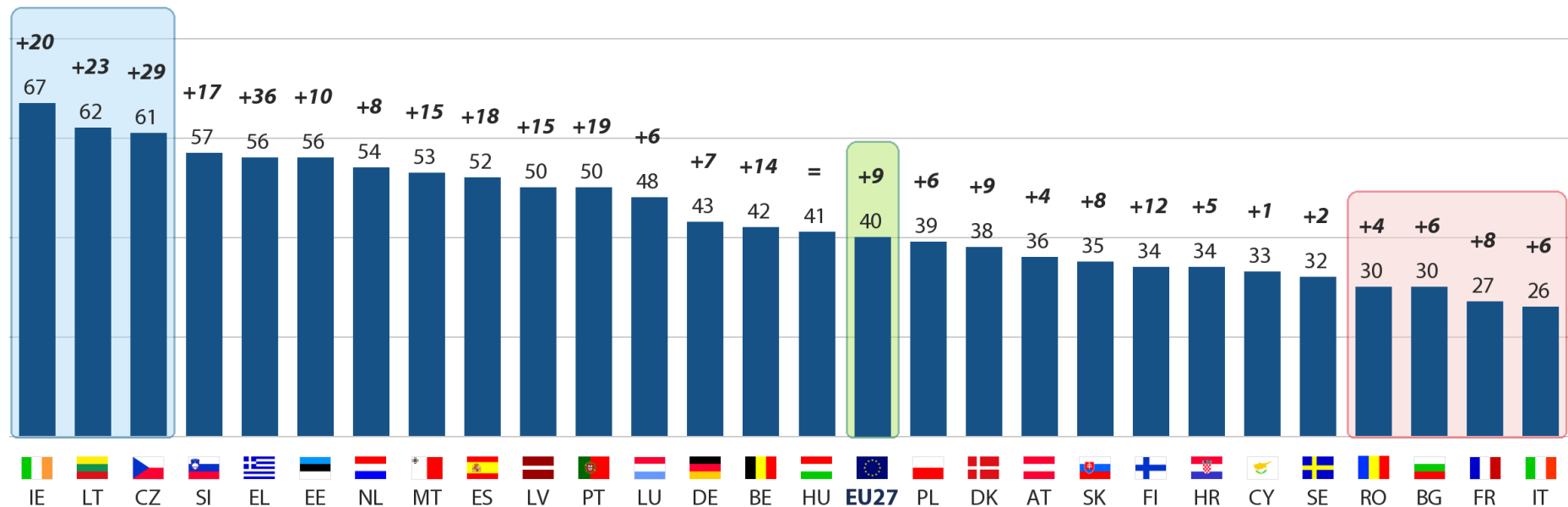
Nov.-Dec. 2020 (EB94.2)

June 2019 (EB91.5)

Base: 19,687 respondents

The biggest increases can be seen for the reason that ‘the EU contributes to economic growth’. Replies for this option has increased in 26 countries, with double-digit increases in 12 Member States.

QA11 Which of the following are the main reasons for thinking that (OUR COUNTRY) has benefited from being a member of the EU?
 (MAX. 3 ANSWERS)
 (% - THE EU CONTRIBUTES TO ECONOMIC GROWTH IN (OUR COUNTRY))



Nov.-Dec. 2020 (EB94.2) - June 2019 (EB91.5)




Base: 19,687 respondents

The strongest evolutions can be seen with people with higher education as well as self-employed and managers respondents.

Yet even more striking evolutions can be seen with unemployed people and with respondents who say that they face difficulties paying their bills 'most of the time'.

Base: 19,687 respondents

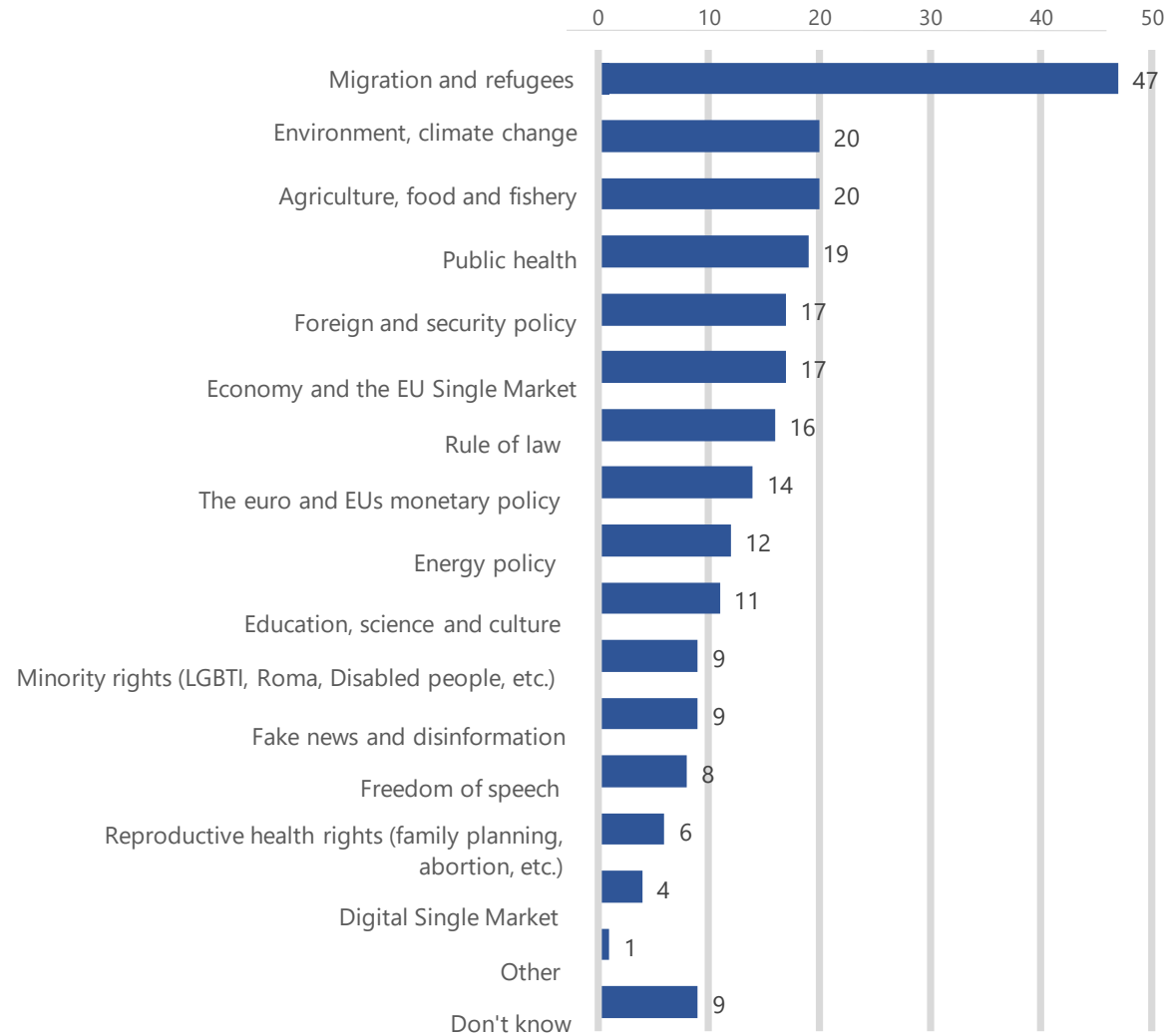
QA11 Which of the following are the main reasons for thinking that (OUR COUNTRY) has benefited from being a member of the EU?
(% - EU)

	The EU contributes to economic growth in (OUR COUNTRY)	June 2019 Dec 2019
EU28	40	▲ 9
 Education (End of)		
15-	34	▲ 4
16-19	37	▲ 7
20+	45	▲ 14
Still studying	41	▲ 8
 Socio-professional category		
Self-employed	46	▲ 12
Managers	46	▲ 12
Other white collars	40	▲ 9
Manual workers	38	▲ 8
House persons	36	▲ 9
Unemployed	40	▲ 12
Retired	38	▲ 9
Students	41	▲ 8
 Difficulties paying bills		
Most of the time	42	▲ 19
From time to time	35	▲ 9
Almost never/ Never	42	▲ 9

THE EU AND NATIONAL GOVERNMENTS

QA14T Among the following, which are, if any, the main areas of disagreement between (NATIONALITY) government and the EU? Firstly? And then?

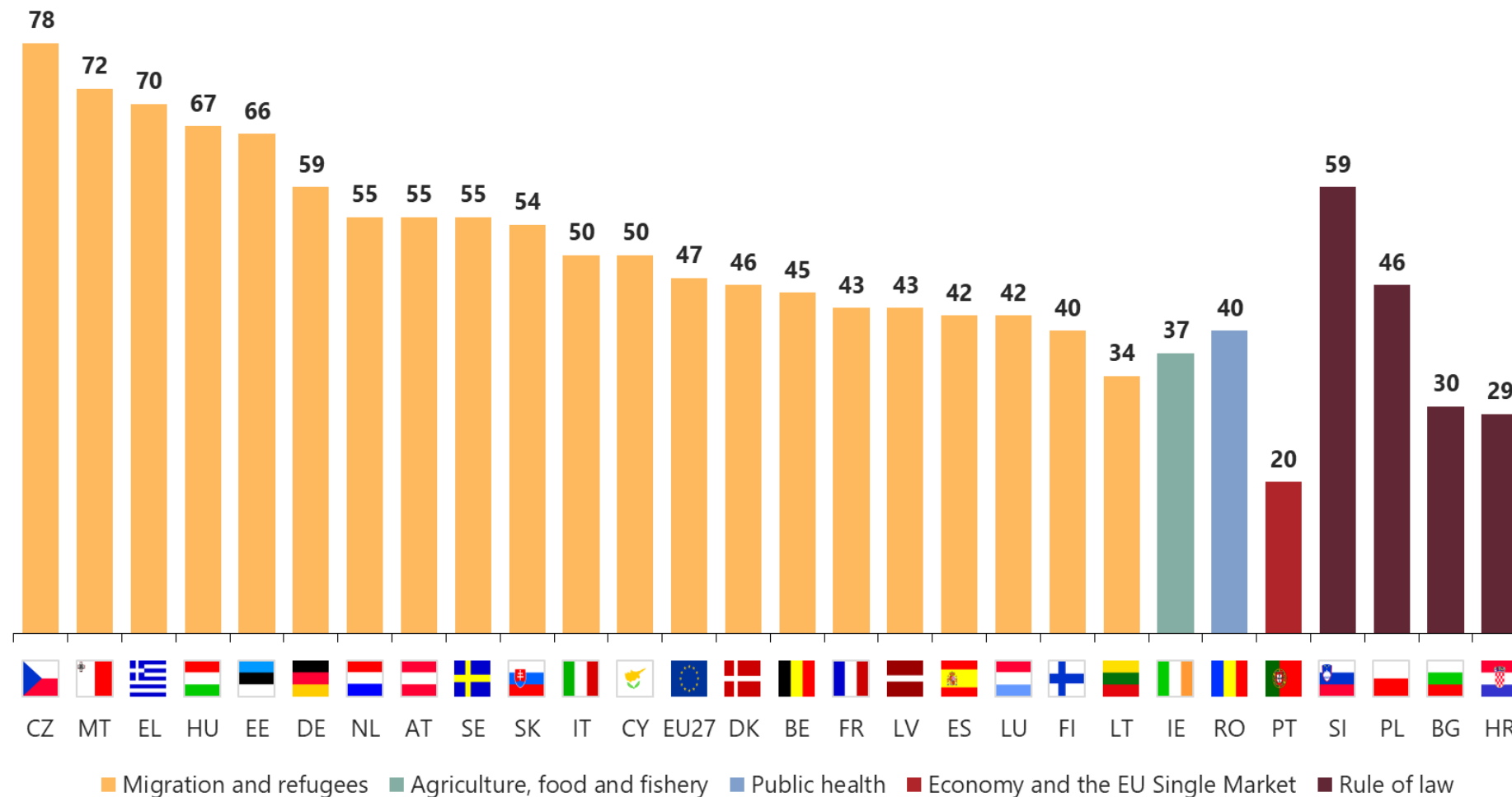
(% - EU)



Base: 27,213 (all respondents)

Asked about the main area of disagreement between their national government and the EU, nearly every second respondents chooses the area of 'migration and refugees'. For following issues such as climate change, agriculture or public health are mentioned only one out of five respondents sees a major disagreement.

In twenty EU Member States, migration and refugees are cited as top area of disagreement between their government and the EU. The Rule of Law is mentioned the top contentious issue in Slovenia, Poland, Bulgaria and Croatia.

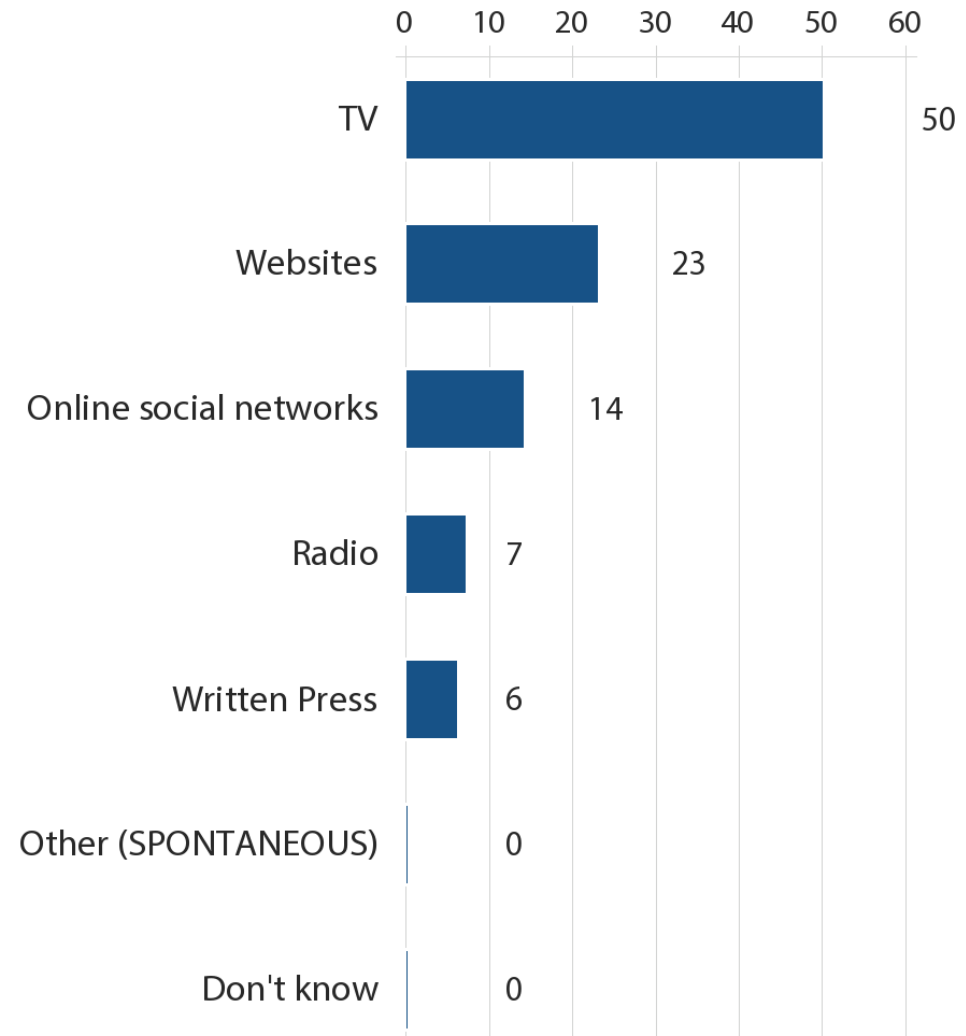


Base: 27,213 (all respondents)

MEDIA USE AND RECALL

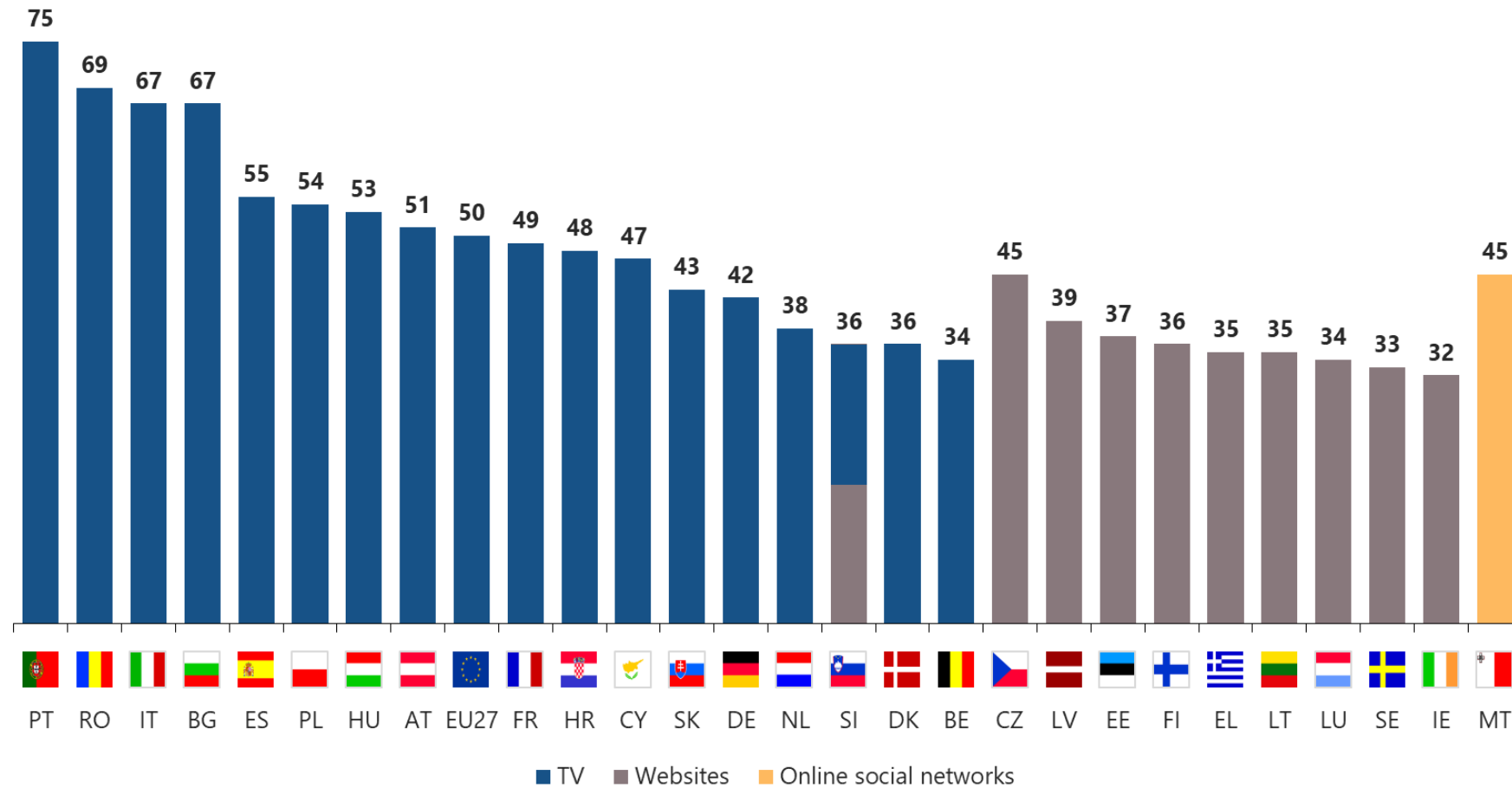
Half of all respondents said that they mostly used TV in the last 7 days.
Close to a quarter of them used websites.

QA13a Which of the following media did you use the most in the last 7 days? Firstly?
(% - EU)



Base: 27,213 (all respondents)


In most countries (16 out of 27), respondents choose TV as the main type of media used in the last 7 days; websites are the most mentioned answer in 9 countries.



Base: 27,213 (all respondents)

Just above six in ten EU citizens have *recently* read in the press, seen on the Internet or on television or heard on the radio something about the European Parliament

QA1 Have you recently read in the press, seen on the Internet or on television or heard on the radio something about the European Parliament?
(% - EU)

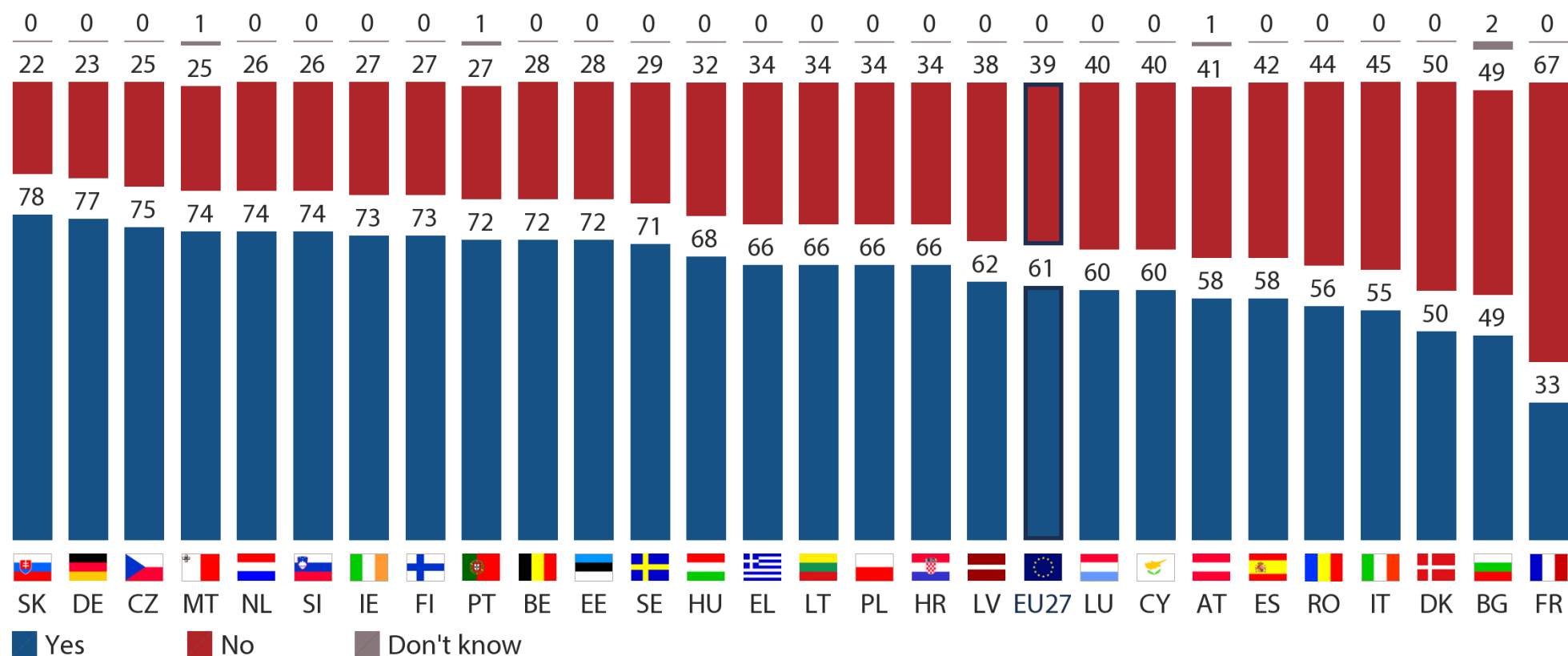


(Nov.-Dec. 2020, EB94.2 - Sept.-Oct. 2017, EB88.1)

Base: 27,213 (all respondents)

In 25 countries, a majority of the respondents have read in the press, seen on the Internet or on television or heard on the radio something about the European Parliament

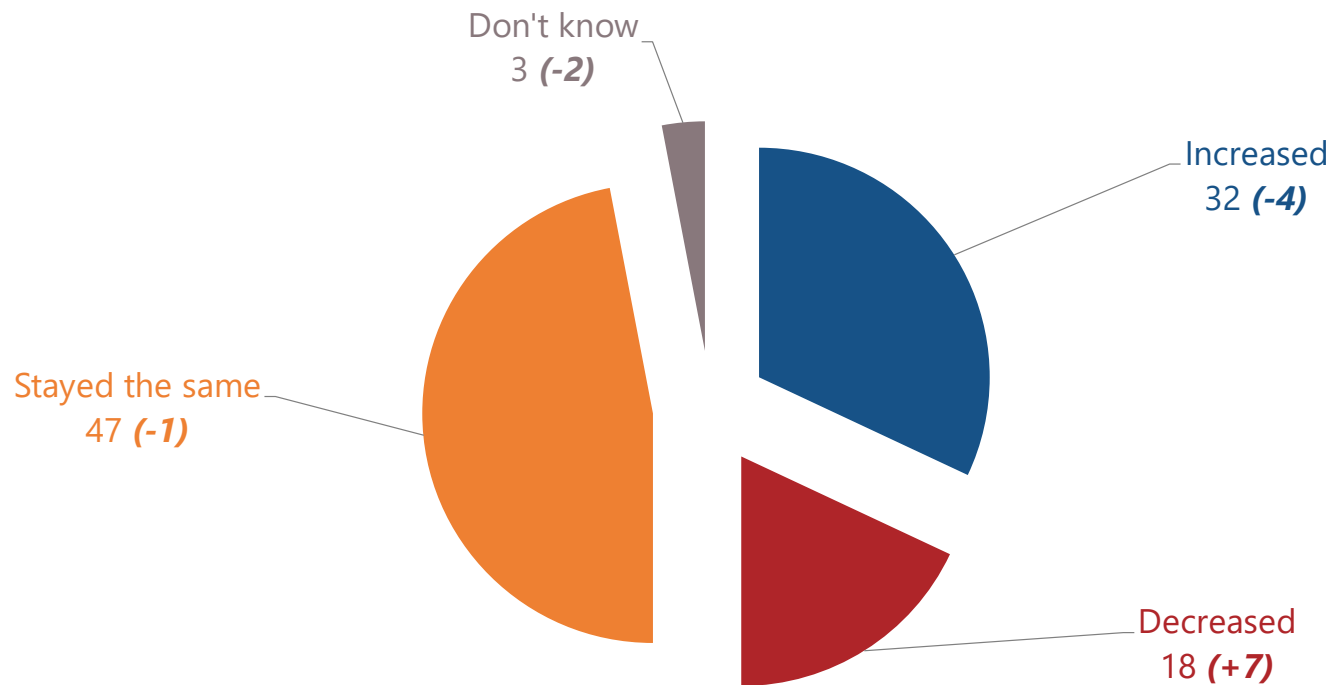
QA1 Have you recently read in the press, seen on the Internet or on television or heard on the radio something about the European Parliament?
(%)



Base: 27,213 (all respondents)

Close to half of the respondents say that in their opinion the presence of EU affairs in the media has stayed the same compared to 12 months ago.

QA2 And would you say that in general the presence of EU affairs in the media has increased, decreased or stayed the same compared to 12 months ago?
(% - EU)



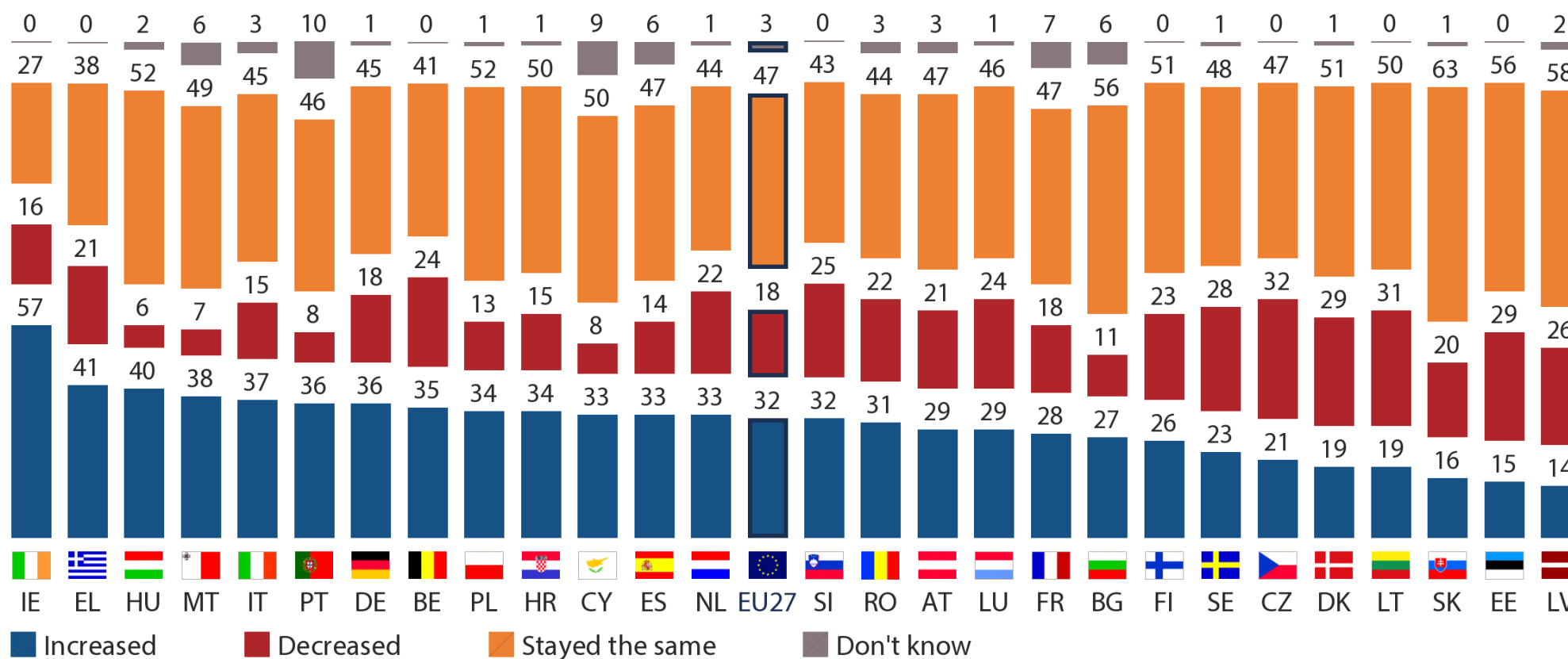
(Nov.-Dec. 2020, EB94.2 - Oct. 2019, EB92.2)

Base: 27,213 (all respondents)

In 20 countries, more respondents believe that the presence of EU affairs in the media has rather increased compared to one year ago.

QA2 And would you say that in general the presence of EU affairs in the media has increased, decreased or stayed the same compared to 12 months ago?

(%)



Base: 27,213 (all respondents)

